



I-75 FLORIDA'S REGIONAL ADVANCED MOBILITY ELEMENTS  
(F.R.A.M.E.)

# Spectrum Analysis Report

September 12, 2018 | Version 1.0



**PREPARED FOR:**

**Florida Department of Transportation - District 5**  
710 South Woodland Boulevard  
DeLand, Florida 32720

# I-75 FRAME SPECTRUM ANALYSIS REPORT

The Anritsu Spectrum Analyzer (Model MS2721B, V5.71) in addition to the R&S HE300 Active Directional Antenna System was used to measure and analyze the signal, frequencies, and/or any interference at various locations along the I-75 Florida's Regional Advanced Mobility Elements (FRAME) Project corridors where Roadside Units (RSUs) will be deployed.



The I-75 FRAME project is located along Interstate 75 and includes the US 301/441 corridors which connects the east-west arterials between these two corridors.

The I-75 FRAME project deploys a Multimodal Integrated Corridor Management (MMICM) plan using connected vehicle (CV) technologies, advanced signal control, and multi-jurisdictional coordination. This project entails approximately seventy-four (74) miles of Interstate 75 and eighty-two (82) miles of the US 301/441 corridors. The RSUs will be installed approximately every two (2) miles along I-75 at existing CCTV locations as well as on a fifty (50) mile rural segment of US 301/441. The RSUs will transmit and receive messages to and from connected vehicles, transit vehicles, freight vehicles and emergency vehicles including other RSUs using the 5.9 GHz Dedicated Short Range Communications (DSRC).

For the DSRC RSUs, the Federal Communications Commission (FCC) authorizes operation on seventy (70) megahertz of the 5.9 GHz band, and a maximum allowable device output power of 28.8 dBm. The spectrum testing and analysis was necessary to determine if additional 5.9 GHz frequencies existed at the proposed locations which may cause interference with the RSU transmission.

Fundamental measurement parameters were set on the Analyzer as follows:

Lower/Start Frequency:	5.529 GHz
Center Frequency:	5.900 GHz
Upper/Stop Frequency:	6.270 GHz
Amplitude Range:	Between -120 and -20 dBm
Resolution Bandwidth (RBW):	3.0 MHz
Vertical Bandwidth (VBW):	30.0 KHz

The results are summarized in a tabular format which documents the Peak Reference Frequency (Ref Freq) reported on the corresponding Spectrum Analyzer Test Sheets. Additional details and testing parameters may be referenced on the Test Sheets. Relative to the graph, the frequency is observed on the horizontal axis while the amplitude is observed on the vertical axis. No interference frequencies were measured at the 5.9 GHz band. Interference constitutes any observed frequencies operating at or above 5.9 GHz.

## SPECTRUM ANALYSIS - I-75

NO.	ROAD SIDE UNITS	MAIN ROAD	STATION	MILE MARKER	ITS PLAN SHEET	INTERFERENCE?	FREQUENCY READING (GHz)
1	RSU 75-329.3-N8	1-75	2092+75, RT	MM 329.3	IT-60	NONE	5.538
2	RSU 75-330.2-N8	1-75	2141+55, RT	MM 330.2	IT-61	NONE	5.537
3	RSU 75-331.1-N8	1-75	2187+58, RT	MM 331.1	IT-62	NONE	5.574
4	RSU 75-331.9-SB	1-75	2233+42, LT	MM 331.9	IT-63	NONE	5.530
5	RSU 75-333.0-SB	1-75	2285+77, LT	MM 333.0	IT-64	NONE	5.583
6	RSU 75-333.9-N8	1-75	2336+86, RT	MM 333.9	IT-65	NONE	5.537
7	RSU 75-335.1-N8	1-75	2401+48, RT	MM 335.1	IT-66	NONE	5.557
8	RSU 75-336.3-SB	1-75	2462+58, LT	MM 336.3	IT-67	NONE	5.547
9	RSU 75-337.2-N8	1-75	2513+04, RT	MM 337.2	IT-68	NONE	5.535
10	RSU 75-338.2-N8	1-75	2562+13, RT	MM 338.2	IT-69	NONE	5.552
11	RSU 75-339.1-SB	1-75	2609+80, LT	MM 339.1	IT-70	NONE	5.553
12	RSU 75-340.6-N8	1-75	2690+64, RT	MM 340.6	IT-71	NONE	5.618
13	RSU 75-341.6-N8	1-75	2743+57, RT	MM 341.6	IT-72	NONE	5.662
14	RSU 75-342.6-N8	1-75	2794+17, RT	MM 342.6	IT-73	NONE	5.541
15	RSU 75-343.6-N8	1-75	2848+10, RT	MM 343.6	IT-74	NONE	5.549
16	RSU 75-344.5-SB	1-75	2898+77, LT	MM 344.5	IT-75	NONE	5.574
17	RSU 75-345.7-N8	1-75	2959+22, RT	MM 345.7	IT-76	NONE	5.552
18	RSU 75-346.5-SB	1-75	3004+30, LT	MM 346.5	IT-77	NONE	5.553
19	RSU 75-347.6-N8	1-75	3058+18, RT	MM 347.6	IT-78	NONE	5.535
20	RSU 75-348.7-N8	1-75	3117+80, RT	MM 348.7	IT-79	NONE	5.558
21	RSU 75-349.6-N8	1-75	3165+72, RT	MM 349.6	IT-80	NONE	5.552
22	RSU 75-350.8-N8	1-75	3231+17, RT	MM 350.8	IT-81	NONE	5.576
23	RSU 75-352.0-N8	1-75	3295+35, RT	MM 352.0	IT-82	NONE	5.538
24	RSU 75-353.4-SB	1-75	3368+62, LT	MM 353.4	IT-83	NONE	5.553
25	RSU 75-354.3-N8	1-75	3413+76, RT	MM 354.3	IT-84	NONE	5.557
26	RSU 75-355.1-SB	1-75	3457+38, LT	MM 355.1	IT-85	NONE	5.530
27	RSU 75-356.0-N8	1-75	3502+00, RT	MM 356.0	IT-86	NONE	5.554
28	RSU 75-356.7-N8	1-75	3537+19, RT	MM 356.7	IT-87	NONE	5.564
29	RSU 75-357.7-N8	1-75	3593+79, RT	MM 357.7	IT-88	NONE	5.531
30	RSU 75-358.7-N8	1-75	3646+30, RT	MM 358.7	IT-89	NONE	5.531
31	RSU 75-359.8-N8	1-75	3703+33, RT	MM 359.8	IT-90	NONE	5.537
32	RSU 75-360.8-N8	1-75	3755+00, RT	MM 360.8	IT-91	NONE	5.554
33	RSU 75-361.7-N8	1-75	3805+18, RT	MM 361.7	IT-92	NONE	5.556
34	RSU 75-362.7-N8	1-75	3854+72, RT	MM 362.7	IT-93	NONE	5.584
35	RSU 75-363.5-SB	1-75	3900+34, LT	MM 363.5	IT-94	NONE	5.531
36	RSU 75-363.9-N8	1-75	3928+89, RT	MM 363.9	IT-95	NONE	5.533
37	RSU 75-364.9-SB	1-75	3972+95, LT	MM 364.9	IT-96	NONE	5.533
38	RSU 75-365.9-NB	1-75	4033+05, RT	MM 365.9	IT-97	NONE	5.535
39	RSU 75-367.0-N8	1-75	4083+11, RT	MM 367.0	IT-98	NONE	5.585
40	RSU 75-368.8-N8	1-75	4178+43, RT	MM 368.8	IT-99	NONE	5.578
41	RSU 75-370.4-SB	1-75	4263+00, LT	MM 370.4	IT-100	NONE	5.554
42	RSU 75-371.4-N8	1-75	4315+38, RT	MM 371.4	IT-101	NONE	5.538
43	RSU 75-372.3-N8	1-75	4316+00, RT	MM 372.3	IT-102	NONE	5.543

## SPECTRUM ANALYSIS - OTHER CORRIDORS

NO.	ROAD SIDE UNITS	MAIN ROAD	INTERSECTION	STATION	ITS PLAN SHEET	INTERFERENCE?	FREQUENCY READING (GHz)
1	RSU 301-01-NB	US 301	SR 44 / W GULF ATLANTIC HWY	1063+80, RT	IT-80	NONE	5.766
2	RSU 301-02-SB	US 301	CR 44A/HUEY ST	1105+64, LT	IT-83	NONE	5.529
3	RSU 301-03-NB	US 301	CR 466A/CLEVELAND AVE	1133+77, RT	IT-86	NONE	5.534
4	RSU 301-04-NB	US 301	CR 462 E	1201+87, RT	IT-91	NONE	5.546
5	RSU 301-05-NB	US 301	CR 466	1361+66, RT	IT-103	NONE	5.539
6	RSU 301-06-NB	US 301	CR 42/SE 165TH ST	1561+15, RT	IT-119	NONE	5.531
7	RSU 301-07-SB	US 301	132ND ST RD	1733+90, LT	IT-132	NONE	5.739
8	RSU 301-08-SB	US 301	SR 35/US 441/SE BABB RD	1843+57, LT	IT-140	NONE	5.529
9	RSU 301-09-NB	US 301	CR 484/SE HAMES RD	1853+85, RT	IT-141	NONE	5.829
10	RSU 301-10-NB	US 301	SE 110TH ST	1899+84, RT	IT-145	NONE	5.833
11	RSU 301-11-NB	US 301	BELLEVUE SQUARE	1912+57, RT	IT-146	NONE	5.836
12	RSU 301-12-NB	US 301	BELLEVUE REGIONAL	1935+65, RT	IT-147	NONE	5.800
13	RSU 301-13-NB	US 301	SE 102ND PL	1944+37, RT	IT-148	NONE	5.546
14	RSU 301-14-NB	US 301	SE 95TH ST	1989+04, RT	IT-151	NONE	5.802
15	RSU 301-15-NB	US 301	SE 92ND PLACE RD	2002+10, RT	IT-152	NONE	5.533
16	RSU 301-16-SB	US 301	CR 328/SE 80TH ST	2078+41, LT	IT-158	NONE	5.746
17	RSU 301-17-SB	US 301	SE 52ND ST	2195+47, LT	IT-167	NONE	5.746
18	RSU 301-18-NB	US 301	CR 464A / SE 40 LOOP	2246+40, RT	IT-171	NONE	5.843
19	RSU 301-19-NB	US 301	SE 32ND ST/SE 31TH ST	2303+45, RT	IT-175	NONE	5.547
20	RSU 301-20-SB	US 301	SE 23RD PL/SE 1ST AVE	2335+88, LT	IT-176	NONE	5.549
21	RSU 301-21-NB	US 301	SR 464/SW 17TH ST	2366+89, RT	IT-177	NONE	5.553
22	RSU 301-22-NB	US 301	SR 200/SW 10TH ST	2393+62, RT	IT-178	NONE	5.531
23	RSU 301-23-SB	US 301	SW 5TH ST / PINE PLZ	2406+05, LT	IT-179	NONE	5.537
24	RSU 301-24-NB	US 301	SR 40/W SILVER SPRINGS BLVD	2423+33, RT	IT-180	NONE	5.556
25	RSU 301-25-NB	US 301	NW 2ND ST	2428+56, RT	IT-181	NONE	5.530
26	RSU 301-26-NB	US 301	US 27/SR 492/NW 10 ST/SR 500/BONNIE HEATH BLVD	2459+88, RT	IT-182	NONE	5.541
27	RSU 301-27-NB	US 301	CR 200A/NW 20 ST	2494+22, RT	IT-183	NONE	5.576
28	RSU 301-28-NB	US 301	NW 28TH ST	2527+10, RT	IT-184	NONE	5.752
29	RSU 301-29-NB	US 301	NW 35TH ST	2557+31, RT	IT-185	NONE	5.546
30	RSU 301-30-NB	US 301	SR 326/NE 70TH ST	2690+42, LT	IT-196	NONE	5.538
31	RSU 301-31-NB	US 301	NW 77TH ST	2717+90, RT	IT-197	NONE	5.539
32	RSU 301-32-SB	US 301	CR 329	2976+27, LT	IT-198	NONE	5.531
33	CELLULAR RSU 301-33-NB	US 301	CR 318	3314+04, LT	IT-199	NONE	5.600
34	RSU 200-01-WB	SR 200	1-75 SB RAMP	6003+69, LT	IT-216	NONE	5.546
35	RSU 200-02-WB	SR 200	1-75 NB RAMP	6009+53, LT	IT-216	NONE	5.530
36	RSU 200-03-WB	SR 200	SW 35TH TER	6025+45, LT	IT-217	NONE	5.596
37	RSU 200-04-WB	SR 200	SW 34TH AVE	6036+31, LT	IT-218	NONE	5.543
38	RSU 200-05-WB	SR 200	SW 32ND AVE	6047+80, LT	IT-219	NONE	5.538
39	RSU 200-06-WB	SR 200	SW 26 ST/PADDOCK MALL ENT	6063+44, LT	IT-220	NONE	5.529
40	RSU 200-07-WB	SR 200	CR 475/SW 27 AVE	6083+76, LT	IT-221	NONE	5.556
41	RSU 200-08-EB	SR 200	SW 20TH ST	6091+32, RT	IT-221	NONE	5.543
42	RSU 200-09-EB	SR 200	SW 17TH RD	6102+43, RT	IT-222	NONE	5.530
43	RSU 200-010-EB	SR 200	SR 464/SW 17 ST/SW 20 CT	6123+74, RT	IT-223	NONE	5.564
44	RSU 200-11-EB	SR 200	MLK AVE	6153+93, RT	IT-224	NONE	5.545
45	RSU 464-01-EB	SR 464	SW 19TH AVENUE RD/SW MLK JR AVE	10947+93, RT	IT-225	NONE	5.546
46	RSU 464-02-WB	SR 464	SW 12TH AVE	10972+86, LT	IT-226	NONE	5.583
47	RSU 40-01-WB	SR 40	1-75 SB RAMP	7001+43, LT	IT-228	NONE	5.553
48	RSU 40-02-WB	SR 40	1-75 NB RAMP	7005+51, LT	IT-228	NONE	5.539
49	RSU 40-03-EB	SR 40	SW 33RD AVE	7028+69, RT	IT-229	NONE	5.530
50	RSU 40-04-EB	SR 40	SW 27TH AVE	7056+42, RT	IT-230	NONE	5.554
51	RSU 40-05-WB	SR 40	MLK JR BLVD	7107+91, LT	IT-231	NONE	5.731
52	RSU 27-01-WB	US 27	1-75 SB RAMP	8002+71, LT	IT-233	NONE	5.685
53	RSU 27-02-WB	US 27	1-75 NB RAMP	8005+85, LT	IT-233	NONE	5.627
54	RSU 27-03-WB	US 27	NW 35TH AVE	8017+98, LT	IT-234	NONE	5.565
55	RSU 27-04-WB	US 27	NW 27TH AVE	8068+99, LT	IT-235	NONE	5.537
56	RSU 27-05-WB	US 27	NW MLK AVE	8119+29, LT	IT-236	NONE	5.545
57	RSU 326-01-EB	SR 326	1-75 SB RAMP / NW 44TH AVE	8991+78, RT	IT-237	NONE	5.746
58	RSU 326-02-EB	SR 326	1-75 NB RAMP	9006+52, RT	IT-238	NONE	5.537
59	RSU 326-03-WB	SR 326	CR 25A/NW GAINSVILLE RD	9042+82, LT	IT-241	NONE	5.566



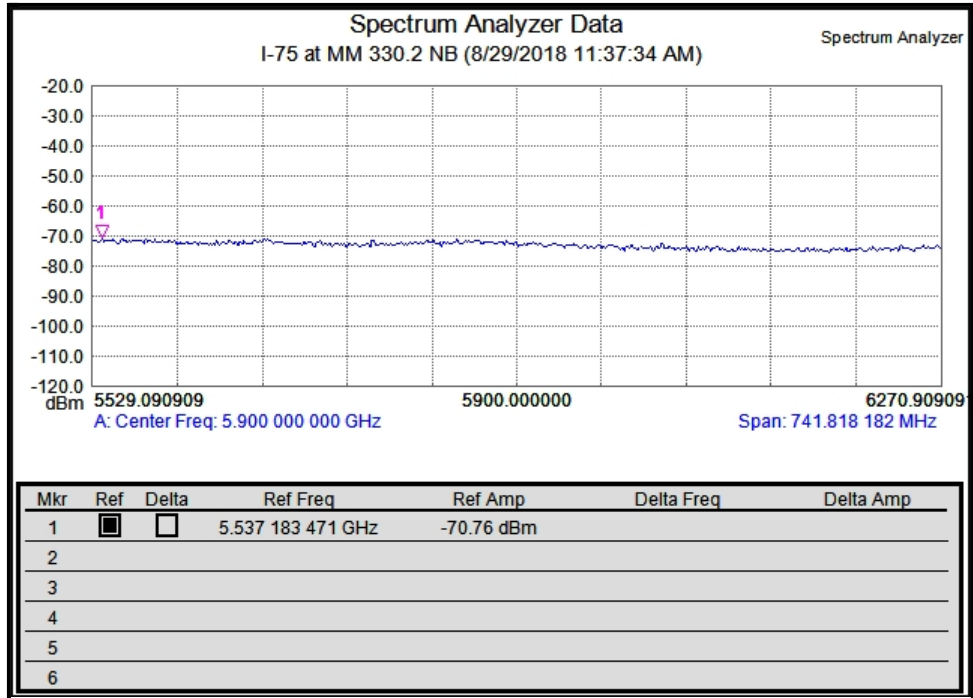
**SPECTRUM ANALYZER TEST SHEETS**  
**CORRIDOR: I-75**



# Spectrum Analyzer Test Sheet - I-75 at MM 330.2 NB

Prepared for: FDOT D5

Date: 8/29/2018 11:37:34 AM



Measurement Parameters			
		Trace Mode	Normal
Preamp	OFF	Min Sweep Time	0.001 S
Reference Level Offset	0 dB	Input Attenuation	0.0 dB
RBW	3.0 MHz	VBW	30.0 kHz
Detection	Peak	Center Frequency	5.900 000 000 GHz
Start Frequency	5.529 090 909 GHz	Stop Frequency	6.270 909 091 GHz
Frequency Span	741.818 182 MHz	Reference Level	-20.036 dBm
Scale	10.0 dB/div		

Device Information			
Serial Number	1235202	Base Ver.	V5.71
App Ver.	V5.73	Model	MS2721B
Options	25	Date	8/29/2018 11:37:34 AM
Device Name			

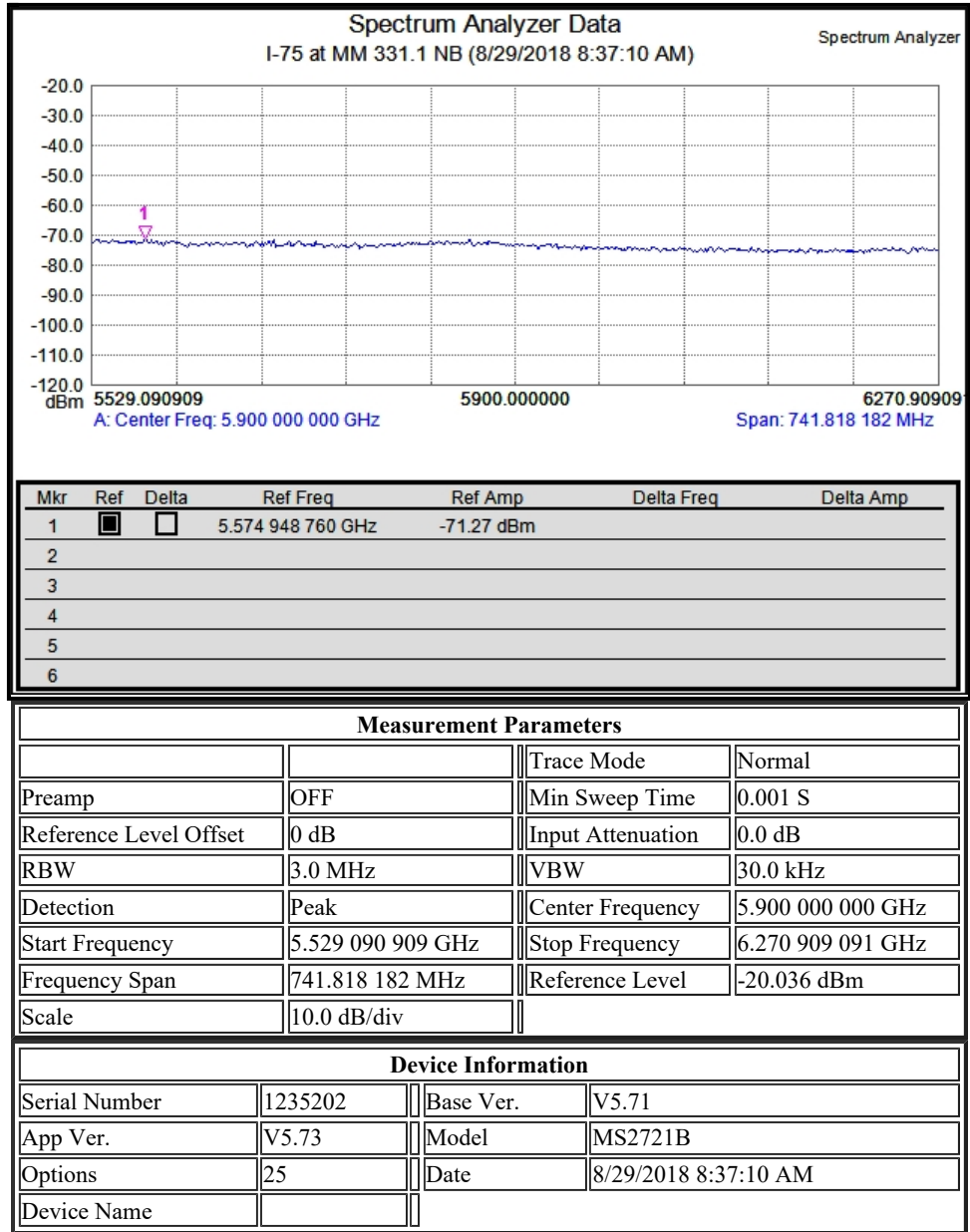
Prepared by: \_\_\_\_\_

Approved by: \_\_\_\_\_

# Spectrum Analyzer Test Sheet - I-75 at MM 331.1 NB

Prepared for: FDOT D5

Date: 8/29/2018 8:37:10 AM



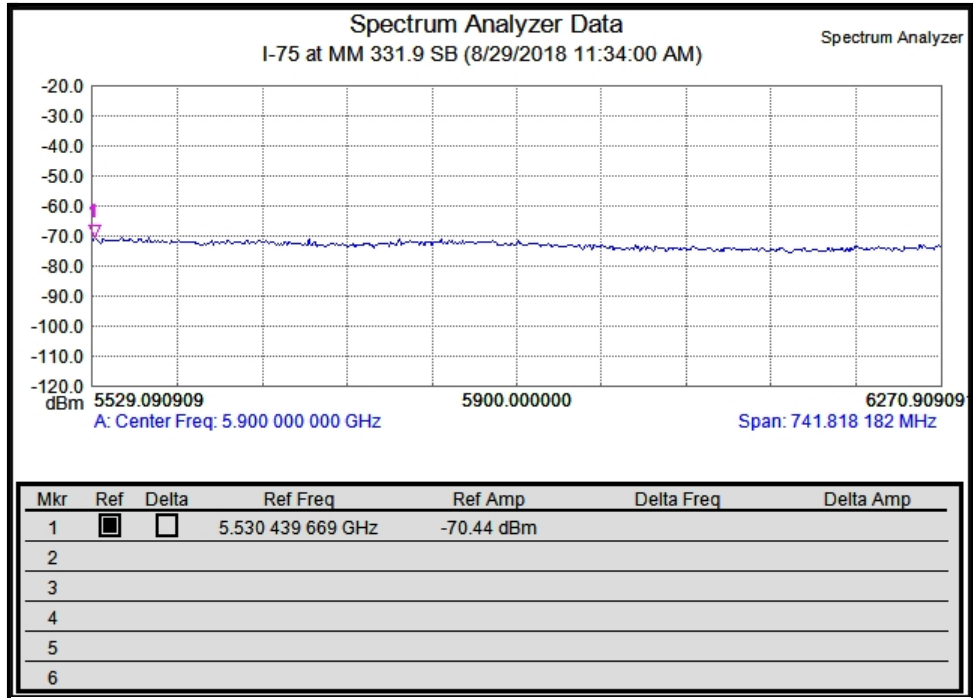
Prepared by: \_\_\_\_\_

Approved by: \_\_\_\_\_

# Spectrum Analyzer Test Sheet - I-75 at MM 331.9 SB

Prepared for: FDOT D5

Date: 8/29/2018 11:34:00 AM



Measurement Parameters			
		Trace Mode	Normal
Preamp	OFF	Min Sweep Time	0.001 S
Reference Level Offset	0 dB	Input Attenuation	0.0 dB
RBW	3.0 MHz	VBW	30.0 kHz
Detection	Peak	Center Frequency	5.900 000 000 GHz
Start Frequency	5.529 090 909 GHz	Stop Frequency	6.270 909 091 GHz
Frequency Span	741.818 182 MHz	Reference Level	-20.036 dBm
Scale	10.0 dB/div		

Device Information			
Serial Number	1235202	Base Ver.	V5.71
App Ver.	V5.73	Model	MS2721B
Options	25	Date	8/29/2018 11:34:00 AM
Device Name			

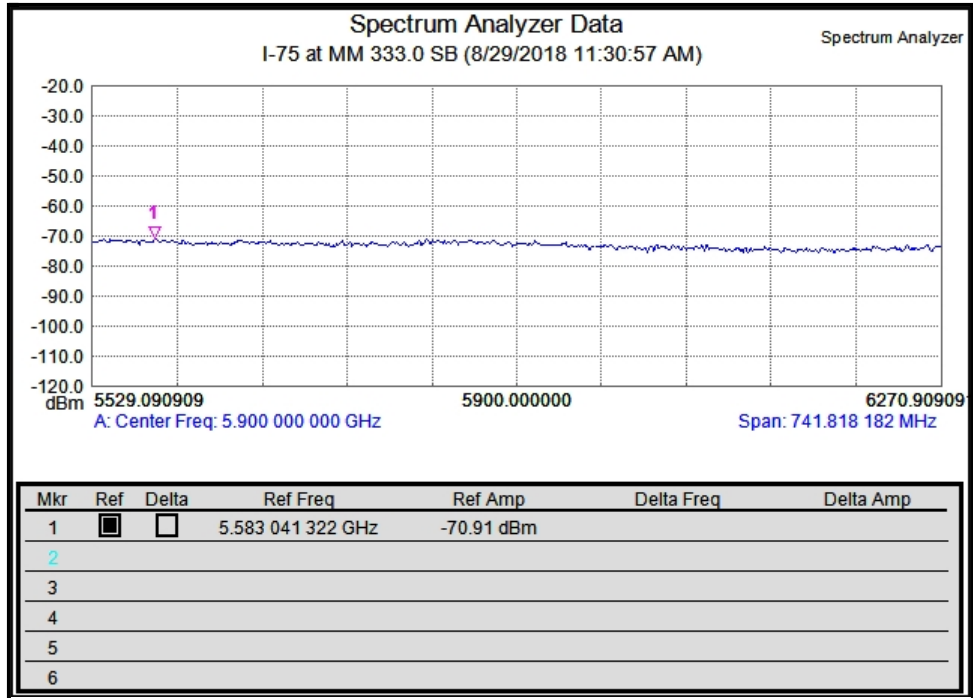
Prepared by: \_\_\_\_\_

Approved by: \_\_\_\_\_

# Spectrum Analyzer Test Sheet - I-75 at MM 333.0 SB

Prepared for: FDOT D5

Date: 8/29/2018 11:30:57 AM



Measurement Parameters			
		Trace Mode	Normal
Preamp	OFF	Min Sweep Time	0.001 S
Reference Level Offset	0 dB	Input Attenuation	0.0 dB
RBW	3.0 MHz	VBW	30.0 kHz
Detection	Peak	Center Frequency	5.900 000 000 GHz
Start Frequency	5.529 090 909 GHz	Stop Frequency	6.270 909 091 GHz
Frequency Span	741.818 182 MHz	Reference Level	-20.036 dBm
Scale	10.0 dB/div		

Device Information			
Serial Number	1235202	Base Ver.	V5.71
App Ver.	V5.73	Model	MS2721B
Options	25	Date	8/29/2018 11:30:57 AM
Device Name			

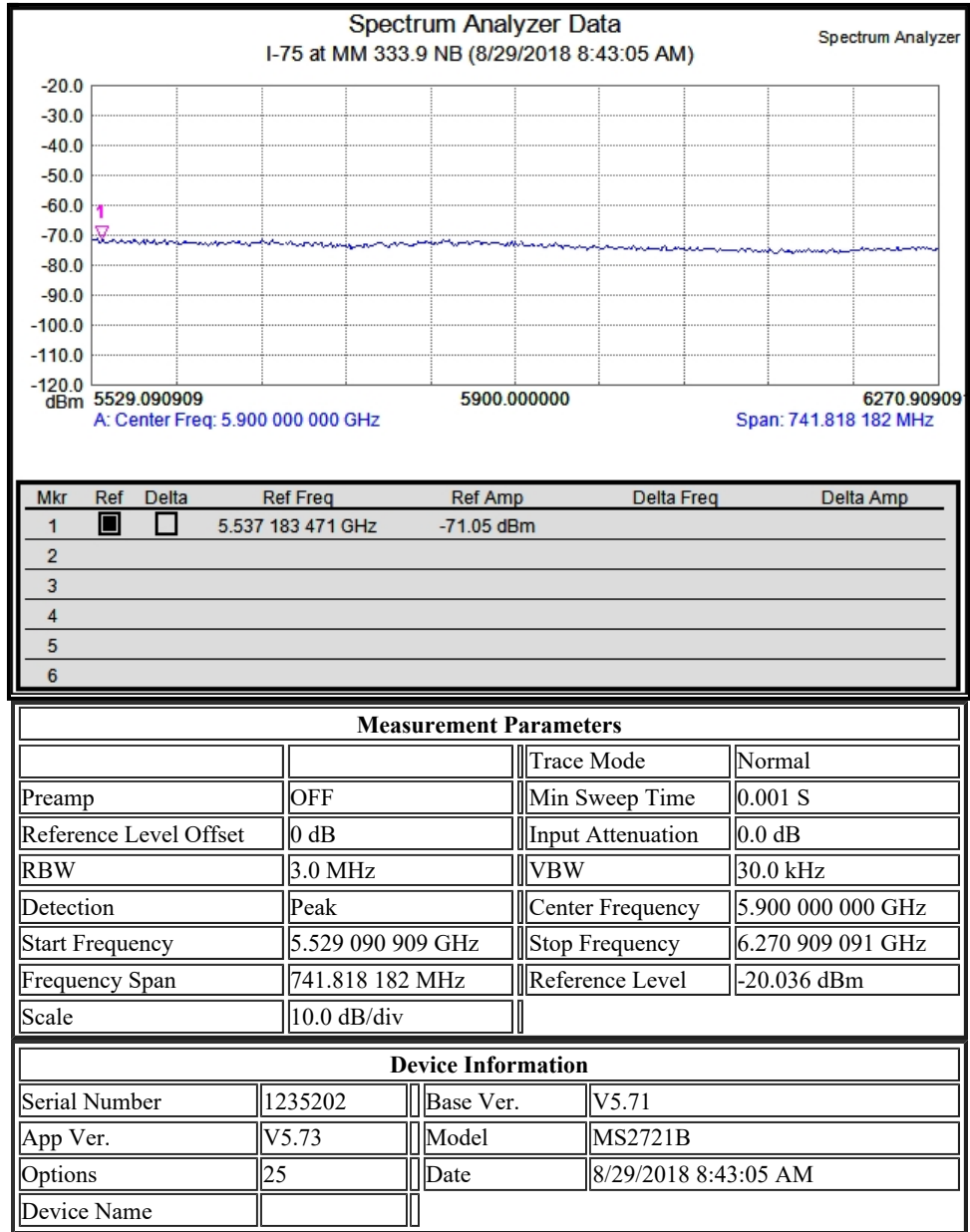
Prepared by: \_\_\_\_\_

Approved by: \_\_\_\_\_

# Spectrum Analyzer Test Sheet - I-75 at MM 333.9 NB

Prepared for: FDOT D5

Date: 8/29/2018 8:43:05 AM



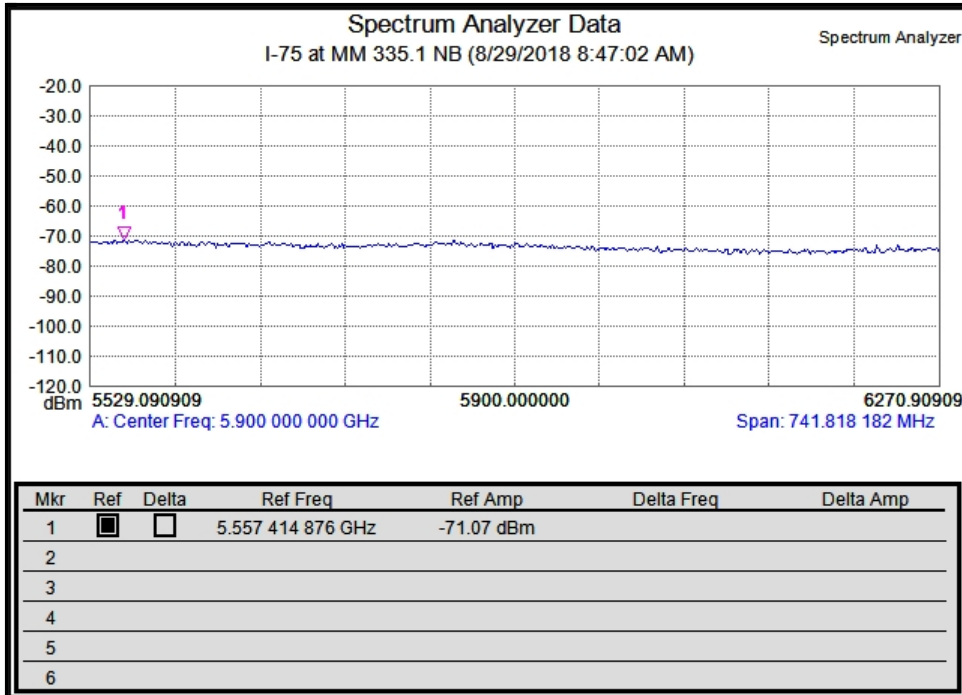
Prepared by: \_\_\_\_\_

Approved by: \_\_\_\_\_

# Spectrum Analyzer Test Sheet - I-75 at MM 335.1 NB

Prepared for: FDOT D5

Date: 8/29/2018 8:47:02 AM



Measurement Parameters			
		Trace Mode	Normal
Preamp	OFF	Min Sweep Time	0.001 S
Reference Level Offset	0 dB	Input Attenuation	0.0 dB
RBW	3.0 MHz	VBW	30.0 kHz
Detection	Peak	Center Frequency	5.900 000 000 GHz
Start Frequency	5.529 090 909 GHz	Stop Frequency	6.270 909 091 GHz
Frequency Span	741.818 182 MHz	Reference Level	-20.036 dBm
Scale	10.0 dB/div		

Device Information			
Serial Number	1235202	Base Ver.	V5.71
App Ver.	V5.73	Model	MS2721B
Options	25	Date	8/29/2018 8:47:02 AM
Device Name			

Prepared by: \_\_\_\_\_

Approved by: \_\_\_\_\_

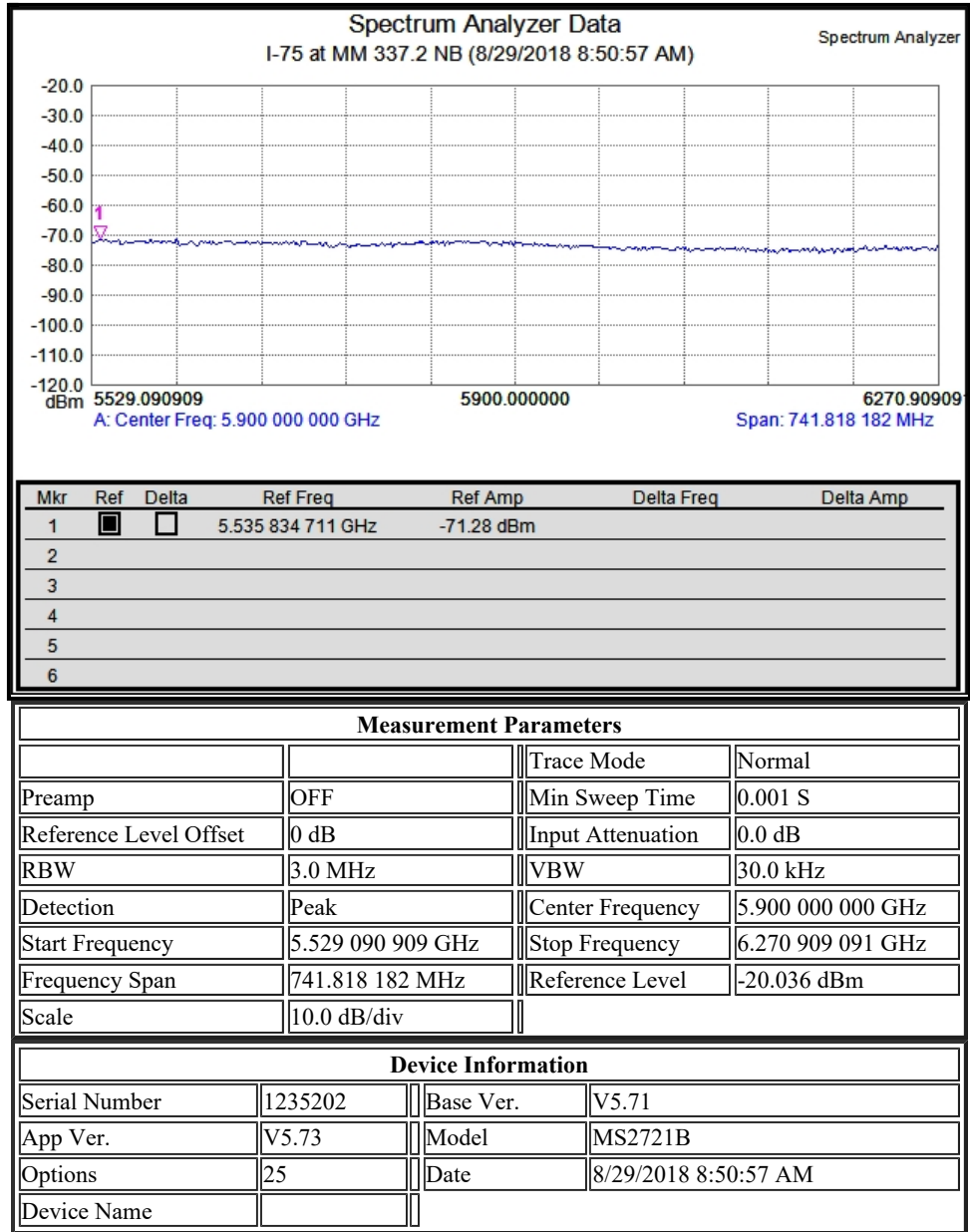




# Spectrum Analyzer Test Sheet - I-75 at MM 337.2 NB

Prepared for: FDOT D5

Date: 8/29/2018 8:50:57 AM



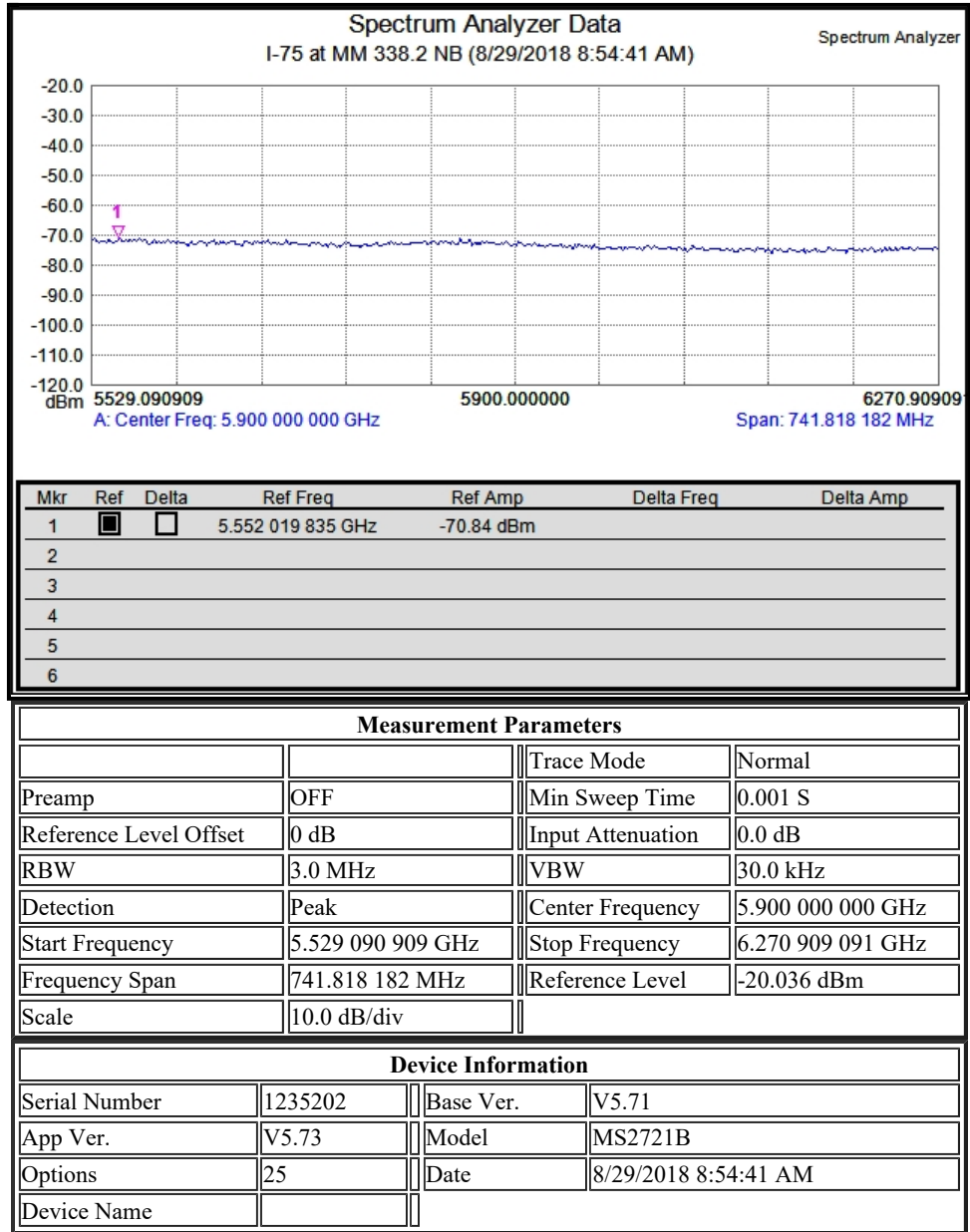
Prepared by: \_\_\_\_\_

Approved by: \_\_\_\_\_

# Spectrum Analyzer Test Sheet - I-75 at MM 338.2 NB

Prepared for: FDOT D5

Date: 8/29/2018 8:54:41 AM



Prepared by: \_\_\_\_\_

Approved by: \_\_\_\_\_

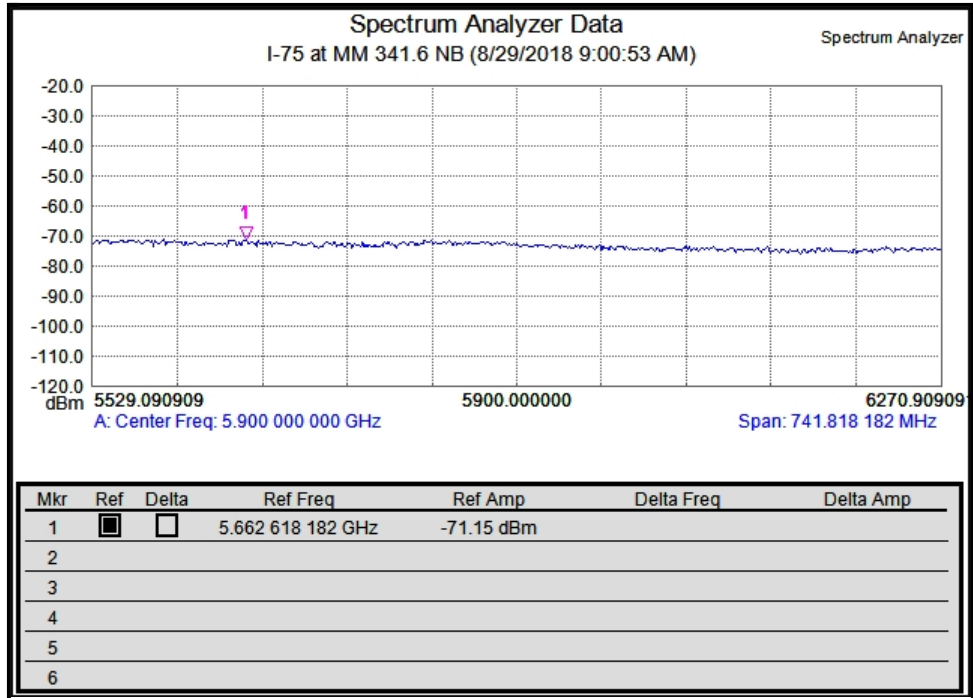




# Spectrum Analyzer Test Sheet - I-75 at MM 341.6 NB

Prepared for: FDOT D5

Date: 8/29/2018 9:00:53 AM



Measurement Parameters			
		Trace Mode	Normal
Preamp	OFF	Min Sweep Time	0.001 S
Reference Level Offset	0 dB	Input Attenuation	0.0 dB
RBW	3.0 MHz	VBW	30.0 kHz
Detection	Peak	Center Frequency	5.900 000 000 GHz
Start Frequency	5.529 090 909 GHz	Stop Frequency	6.270 909 091 GHz
Frequency Span	741.818 182 MHz	Reference Level	-20.036 dBm
Scale	10.0 dB/div		

Device Information			
Serial Number	1235202	Base Ver.	V5.71
App Ver.	V5.73	Model	MS2721B
Options	25	Date	8/29/2018 9:00:53 AM
Device Name			

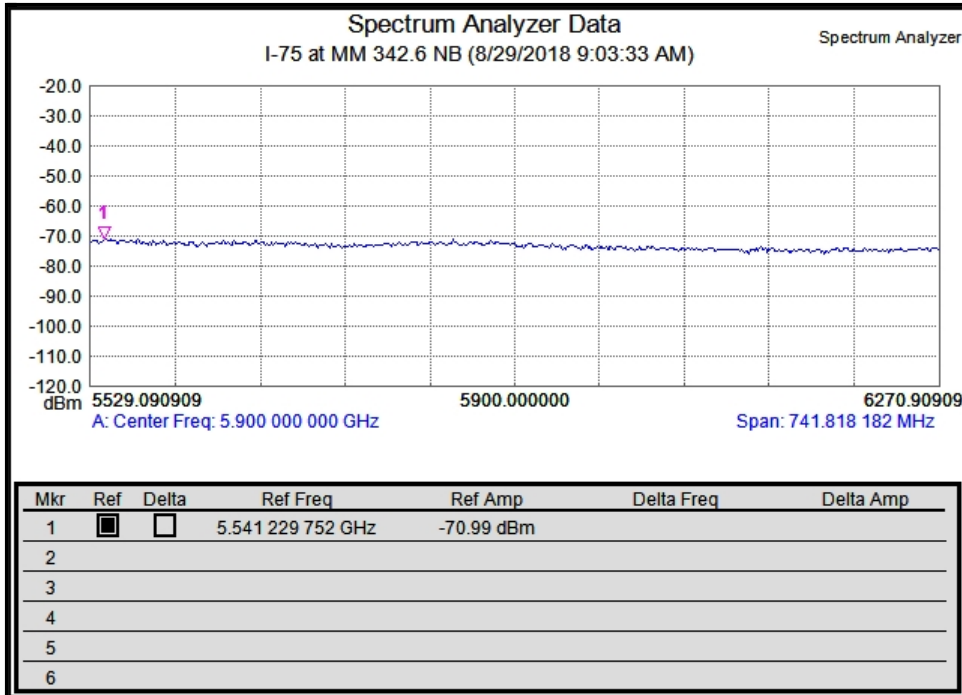
Prepared by: \_\_\_\_\_

Approved by: \_\_\_\_\_

# Spectrum Analyzer Test Sheet - I-75 at MM 342.6 NB

Prepared for: FDOT D5

Date: 8/29/2018 9:03:33 AM



Measurement Parameters			
		Trace Mode	Normal
Preamp	OFF	Min Sweep Time	0.001 S
Reference Level Offset	0 dB	Input Attenuation	0.0 dB
RBW	3.0 MHz	VBW	30.0 kHz
Detection	Peak	Center Frequency	5.900 000 000 GHz
Start Frequency	5.529 090 909 GHz	Stop Frequency	6.270 909 091 GHz
Frequency Span	741.818 182 MHz	Reference Level	-20.036 dBm
Scale	10.0 dB/div		

Device Information			
Serial Number	1235202	Base Ver.	V5.71
App Ver.	V5.73	Model	MS2721B
Options	25	Date	8/29/2018 9:03:33 AM
Device Name			

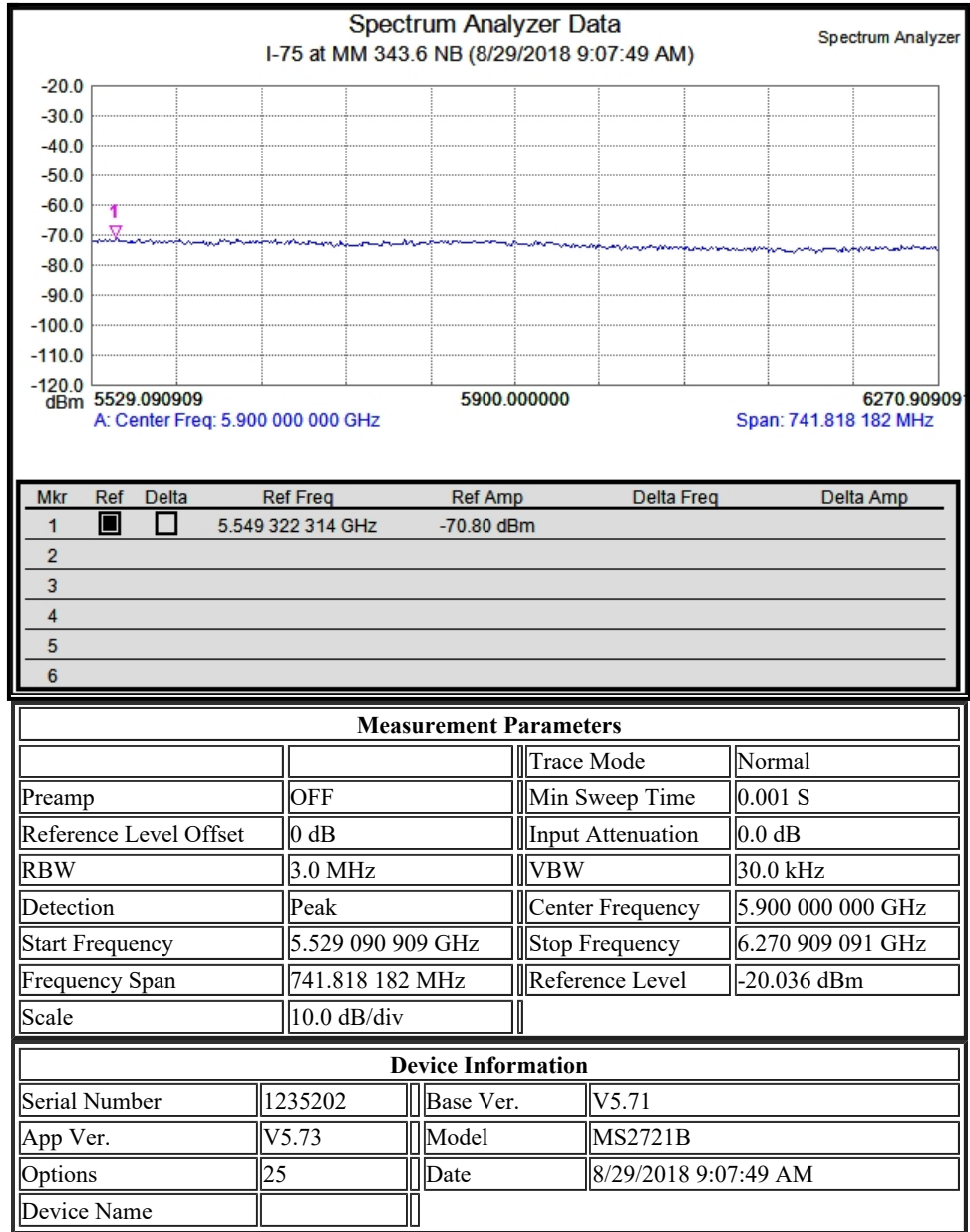
Prepared by: \_\_\_\_\_

Approved by: \_\_\_\_\_

# Spectrum Analyzer Test Sheet - I-75 at MM 343.6 NB

Prepared for: FDOT D5

Date: 8/29/2018 9:07:49 AM



Prepared by: \_\_\_\_\_

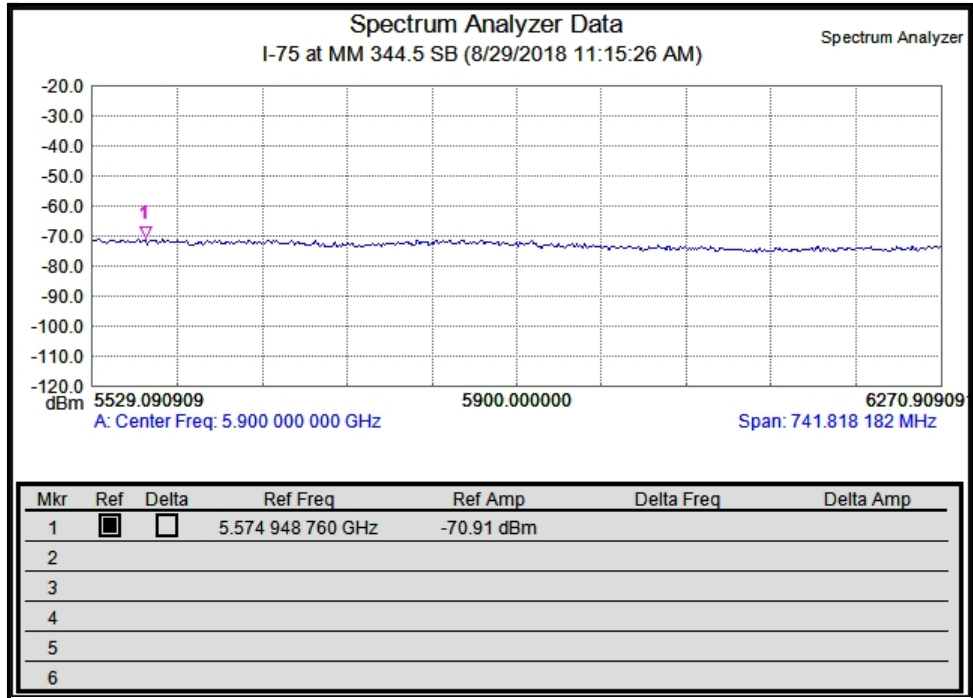
Approved by: \_\_\_\_\_



# Spectrum Analyzer Test Sheet - I-75 at MM 344.5 SB

Prepared for: FDOT D5

Date: 8/29/2018 11:15:26 AM



Measurement Parameters			
		Trace Mode	Normal
Preamp	OFF	Min Sweep Time	0.001 S
Reference Level Offset	0 dB	Input Attenuation	0.0 dB
RBW	3.0 MHz	VBW	30.0 kHz
Detection	Peak	Center Frequency	5.900 000 000 GHz
Start Frequency	5.529 090 909 GHz	Stop Frequency	6.270 909 091 GHz
Frequency Span	741.818 182 MHz	Reference Level	-20.036 dBm
Scale	10.0 dB/div		

Device Information			
Serial Number	1235202	Base Ver.	V5.71
App Ver.	V5.73	Model	MS2721B
Options	25	Date	8/29/2018 11:15:26 AM
Device Name			

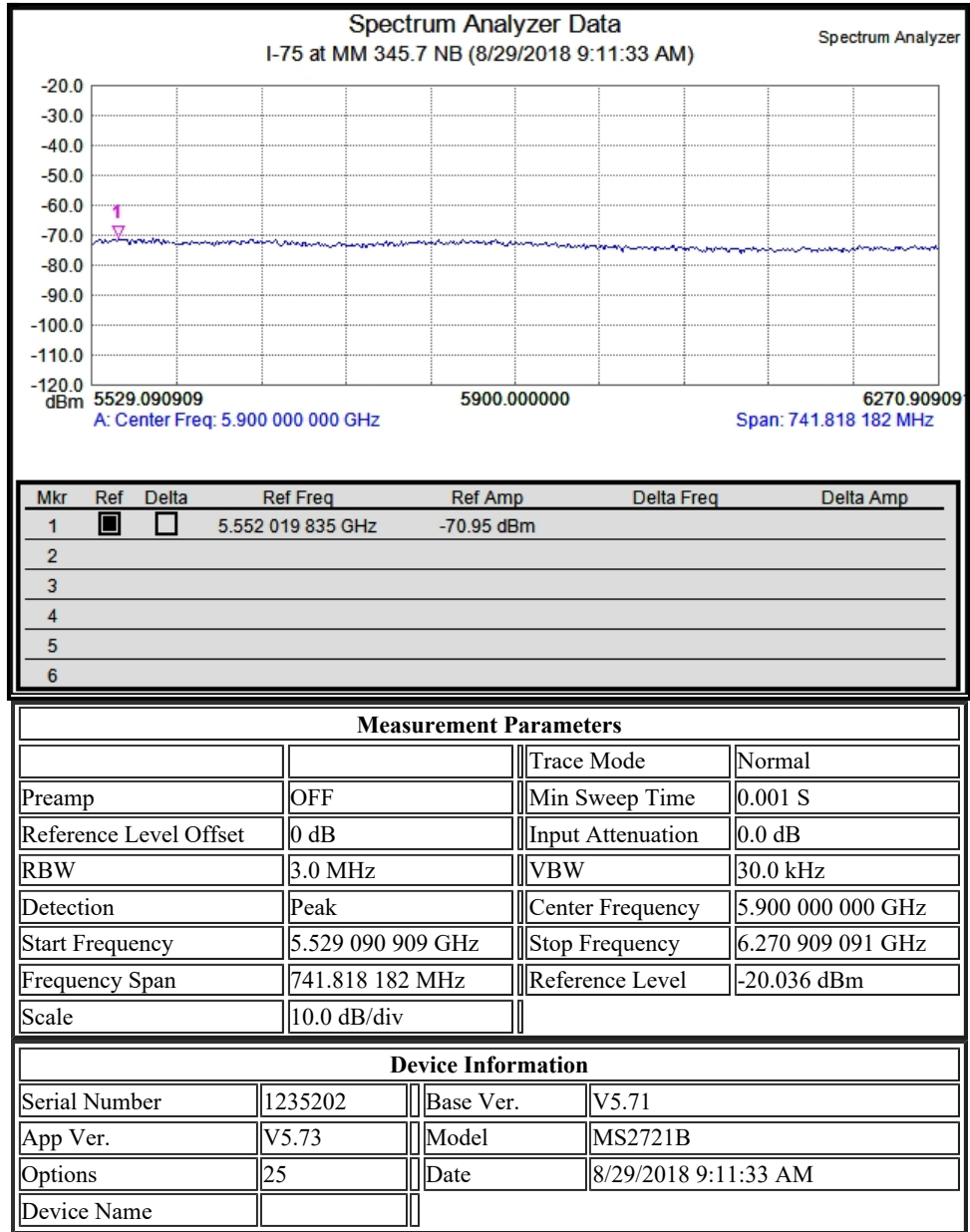
Prepared by: \_\_\_\_\_

Approved by: \_\_\_\_\_

# Spectrum Analyzer Test Sheet - I-75 at MM 345.7 NB

Prepared for: FDOT D5

Date: 8/29/2018 9:11:33 AM



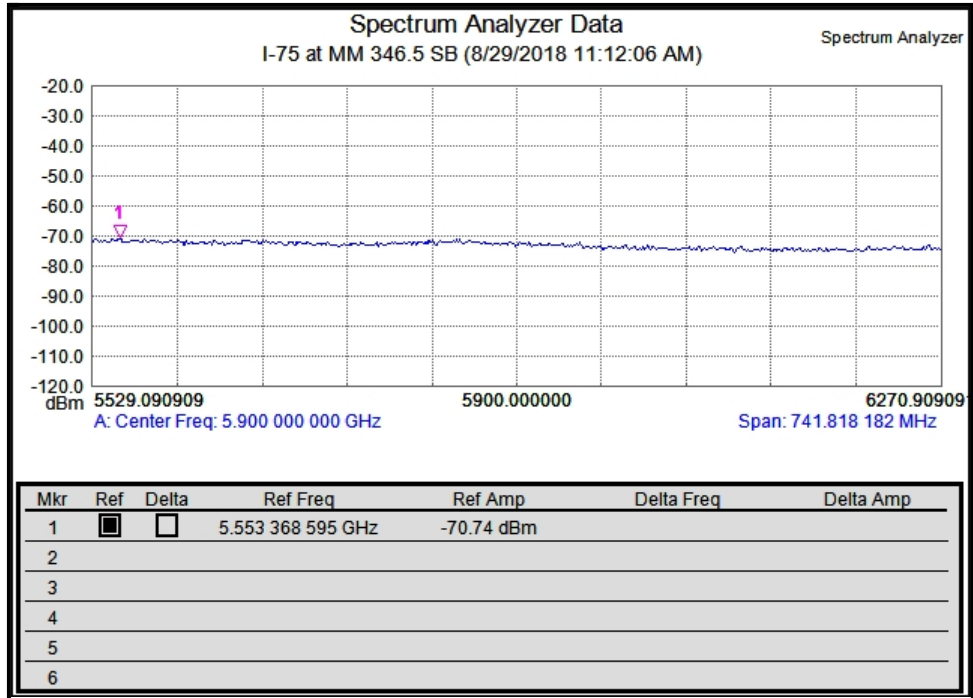
Prepared by: \_\_\_\_\_

Approved by: \_\_\_\_\_

# Spectrum Analyzer Test Sheet - I-75 at MM 346.5 SB

Prepared for: FDOT D5

Date: 8/29/2018 11:12:06 AM



Measurement Parameters			
		Trace Mode	Normal
Preamp	OFF	Min Sweep Time	0.001 S
Reference Level Offset	0 dB	Input Attenuation	0.0 dB
RBW	3.0 MHz	VBW	30.0 kHz
Detection	Peak	Center Frequency	5.900 000 000 GHz
Start Frequency	5.529 090 909 GHz	Stop Frequency	6.270 909 091 GHz
Frequency Span	741.818 182 MHz	Reference Level	-20.036 dBm
Scale	10.0 dB/div		

Device Information			
Serial Number	1235202	Base Ver.	V5.71
App Ver.	V5.73	Model	MS2721B
Options	25	Date	8/29/2018 11:12:06 AM
Device Name			

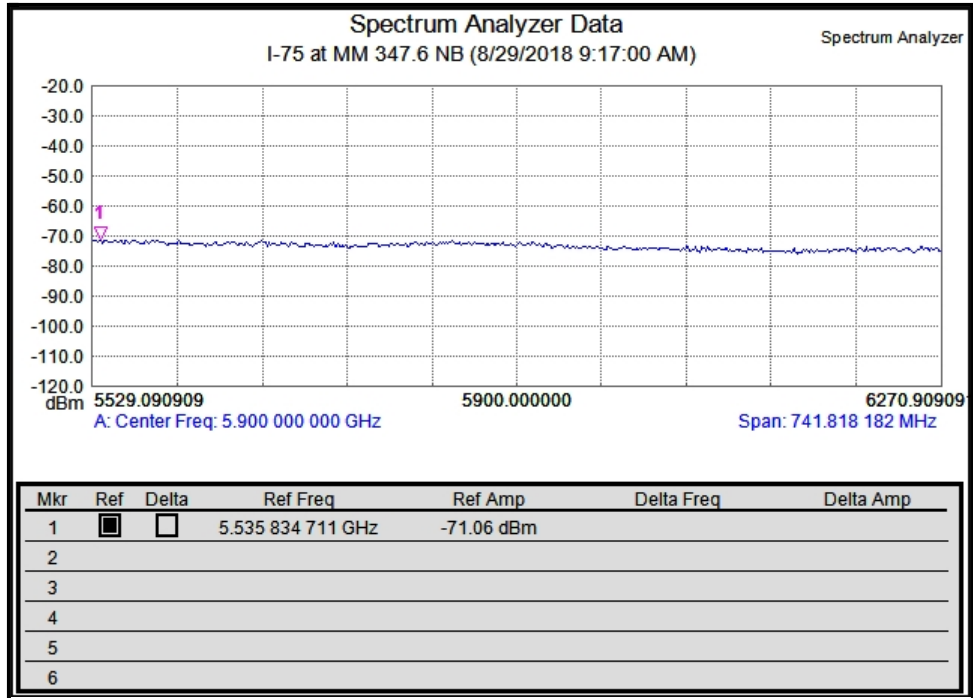
Prepared by: \_\_\_\_\_

Approved by: \_\_\_\_\_

# Spectrum Analyzer Test Sheet - I-75 at MM 347.6 NB

Prepared for: FDOT D5

Date: 8/29/2018 9:17:00 AM



Measurement Parameters			
		Trace Mode	Normal
Preamp	OFF	Min Sweep Time	0.001 S
Reference Level Offset	0 dB	Input Attenuation	0.0 dB
RBW	3.0 MHz	VBW	30.0 kHz
Detection	Peak	Center Frequency	5.900 000 000 GHz
Start Frequency	5.529 090 909 GHz	Stop Frequency	6.270 909 091 GHz
Frequency Span	741.818 182 MHz	Reference Level	-20.036 dBm
Scale	10.0 dB/div		

Device Information			
Serial Number	1235202	Base Ver.	V5.71
App Ver.	V5.73	Model	MS2721B
Options	25	Date	8/29/2018 9:17:00 AM
Device Name			

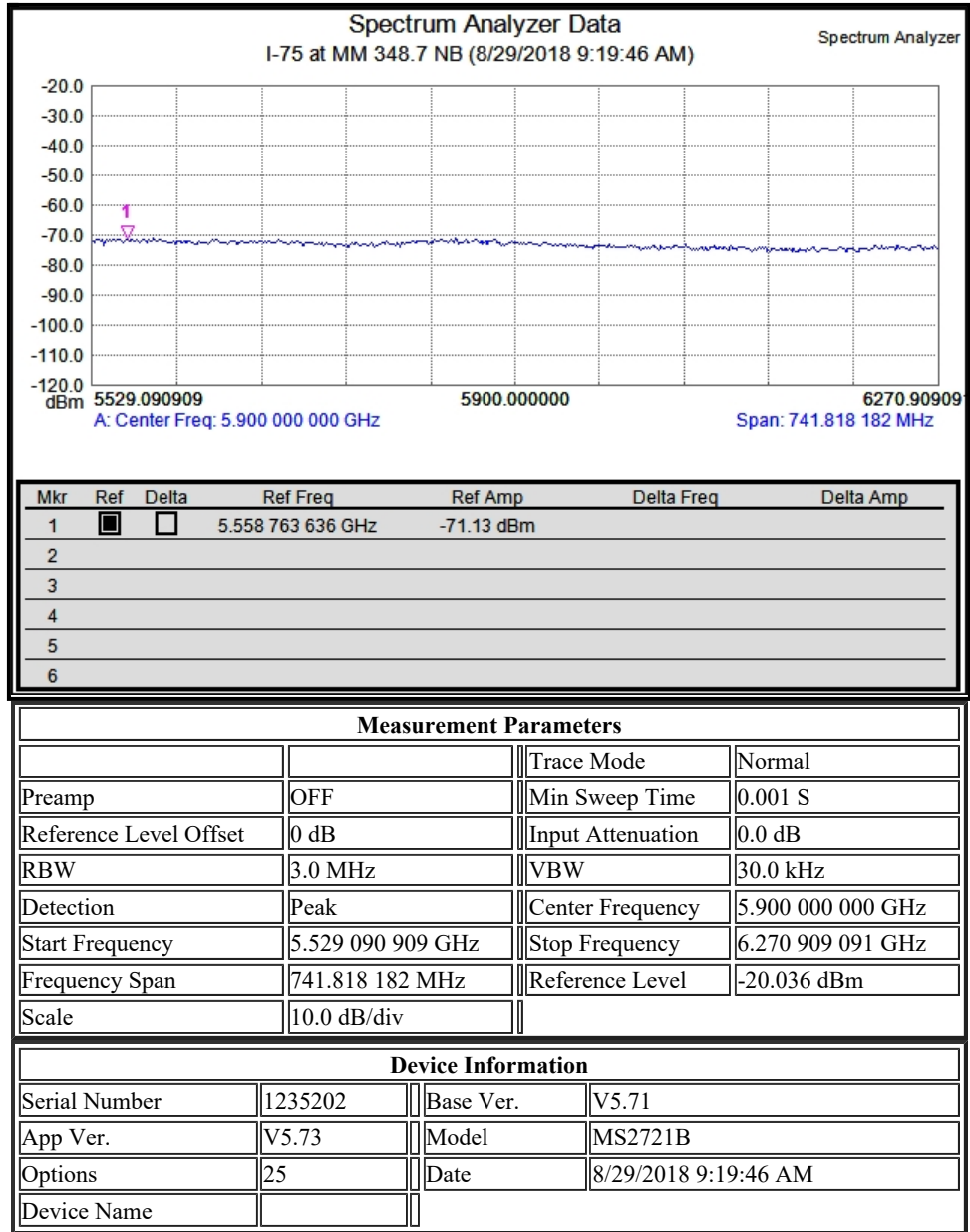
Prepared by: \_\_\_\_\_

Approved by: \_\_\_\_\_

# Spectrum Analyzer Test Sheet - I-75 at MM 348.7 NB

Prepared for: FDOT D5

Date: 8/29/2018 9:19:46 AM



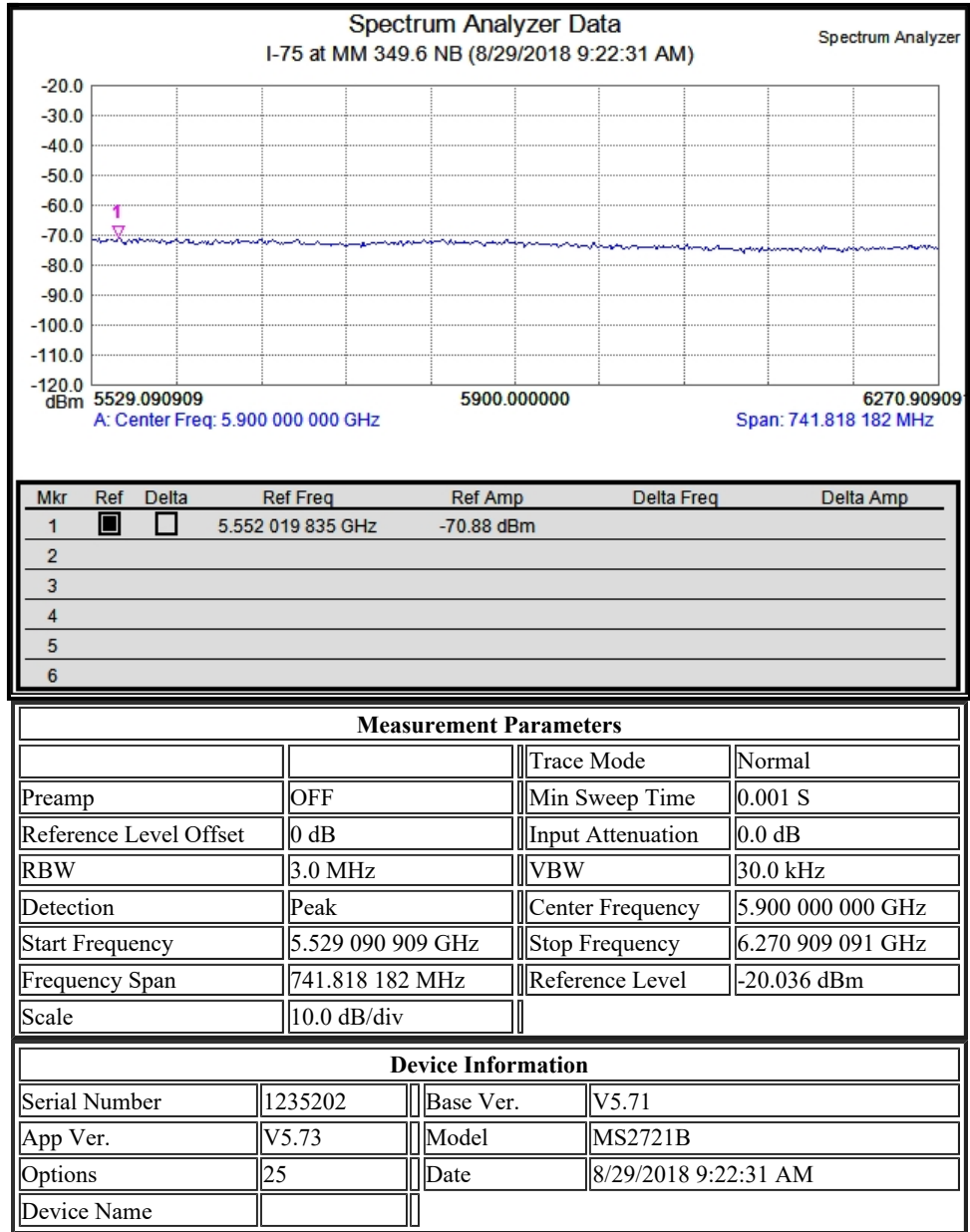
Prepared by: \_\_\_\_\_

Approved by: \_\_\_\_\_

# Spectrum Analyzer Test Sheet - I-75 at MM 349.6 NB

Prepared for: FDOT D5

Date: 8/29/2018 9:22:31 AM



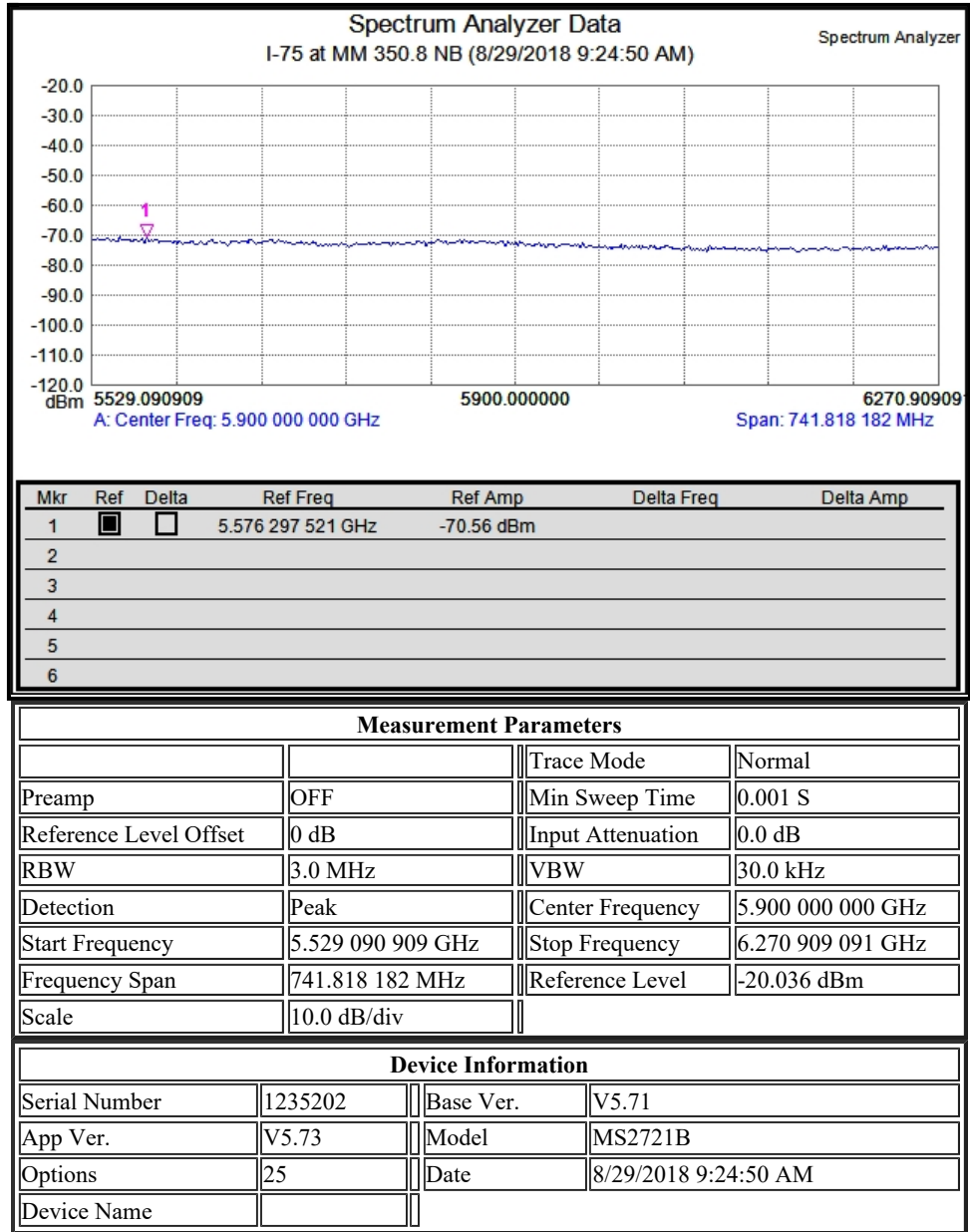
Prepared by: \_\_\_\_\_

Approved by: \_\_\_\_\_

# Spectrum Analyzer Test Sheet - I-75 at MM 350.8 NB

Prepared for: FDOT D5

Date: 8/29/2018 9:24:50 AM



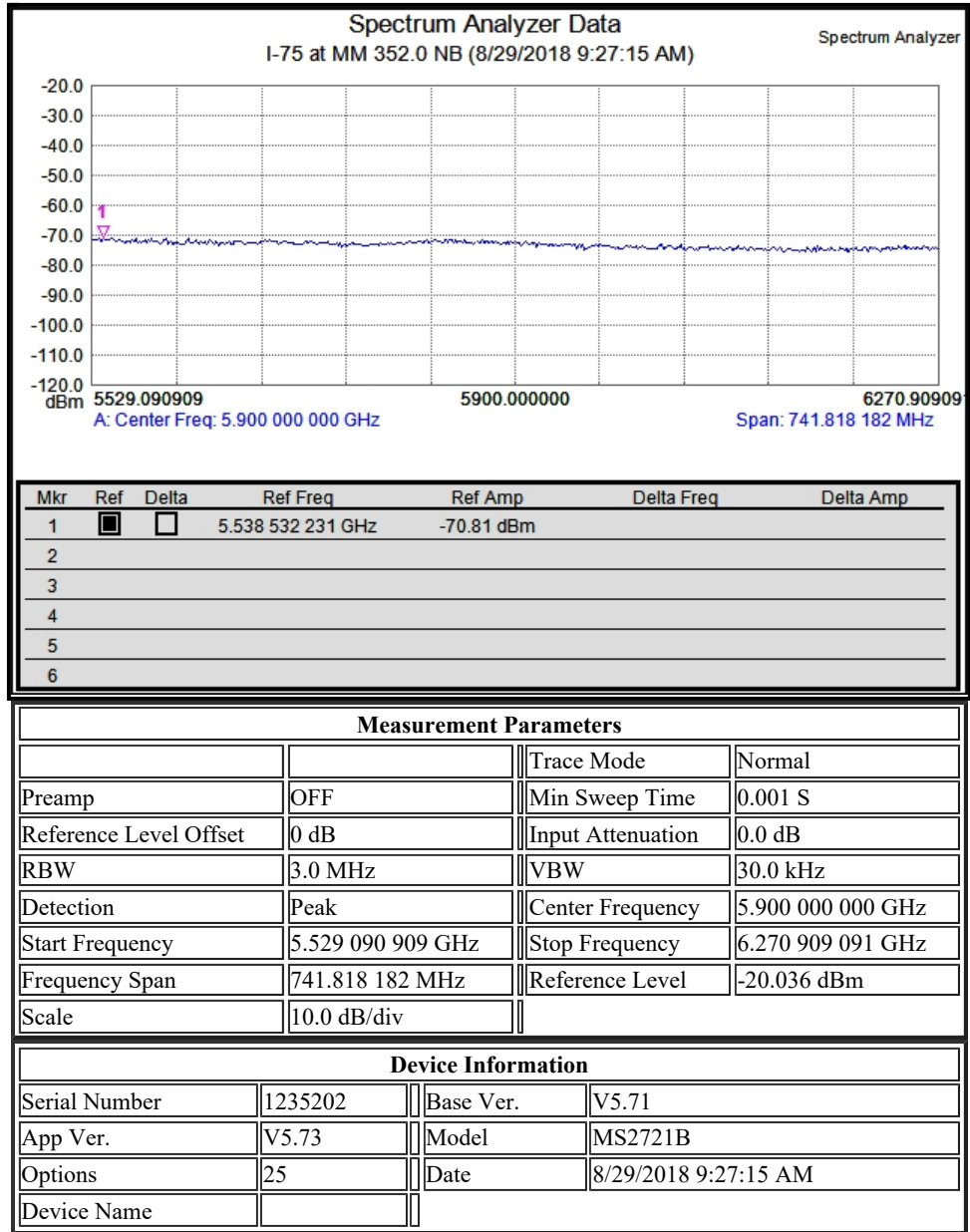
Prepared by: \_\_\_\_\_

Approved by: \_\_\_\_\_

# Spectrum Analyzer Test Sheet - I-75 at MM 352.0 NB

Prepared for: FDOT D5

Date: 8/29/2018 9:27:15 AM



Prepared by: \_\_\_\_\_

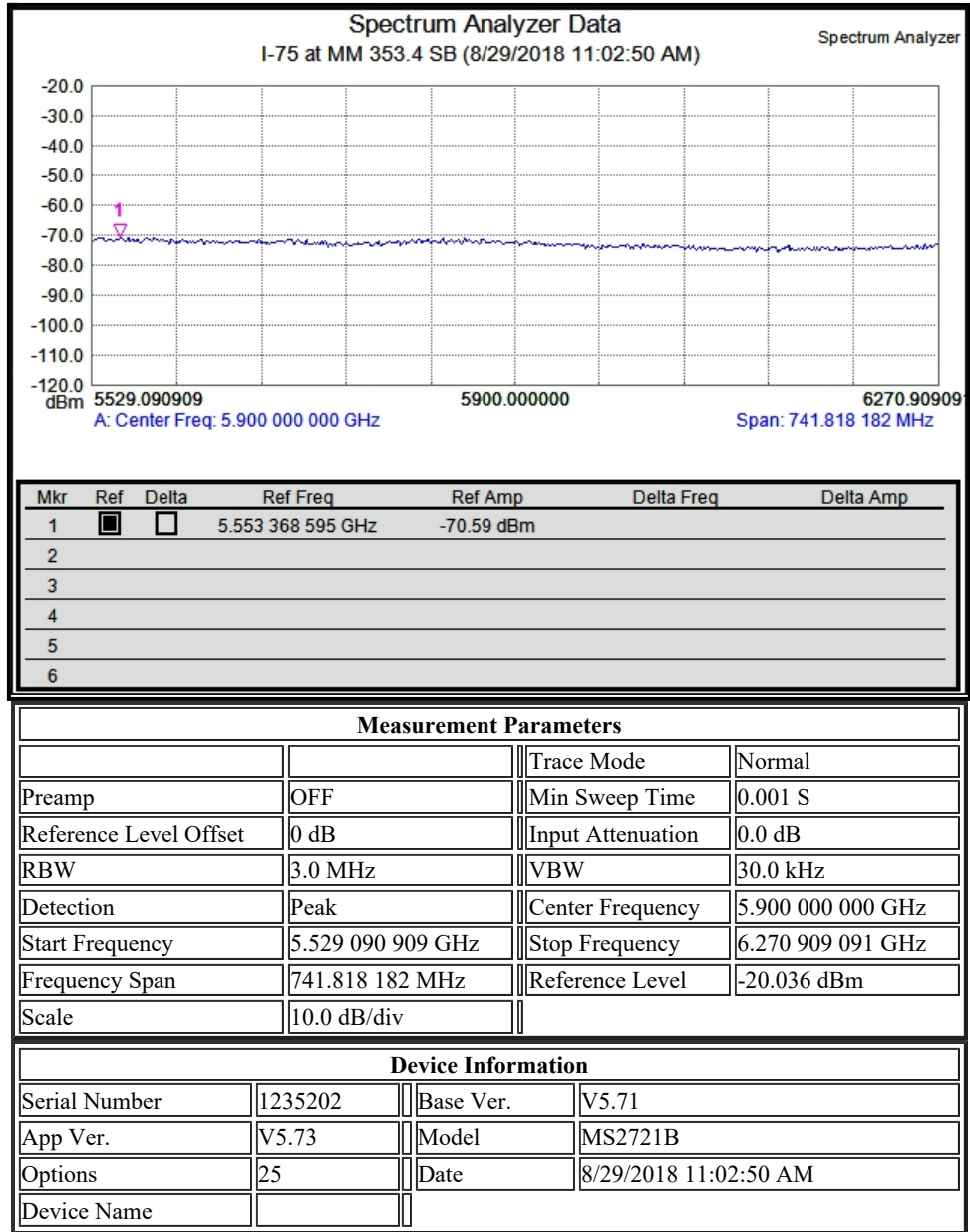
Approved by: \_\_\_\_\_



# Spectrum Analyzer Test Sheet - I-75 at MM 353.4 SB

Prepared for: FDOT D5

Date: 8/29/2018 11:02:50 AM



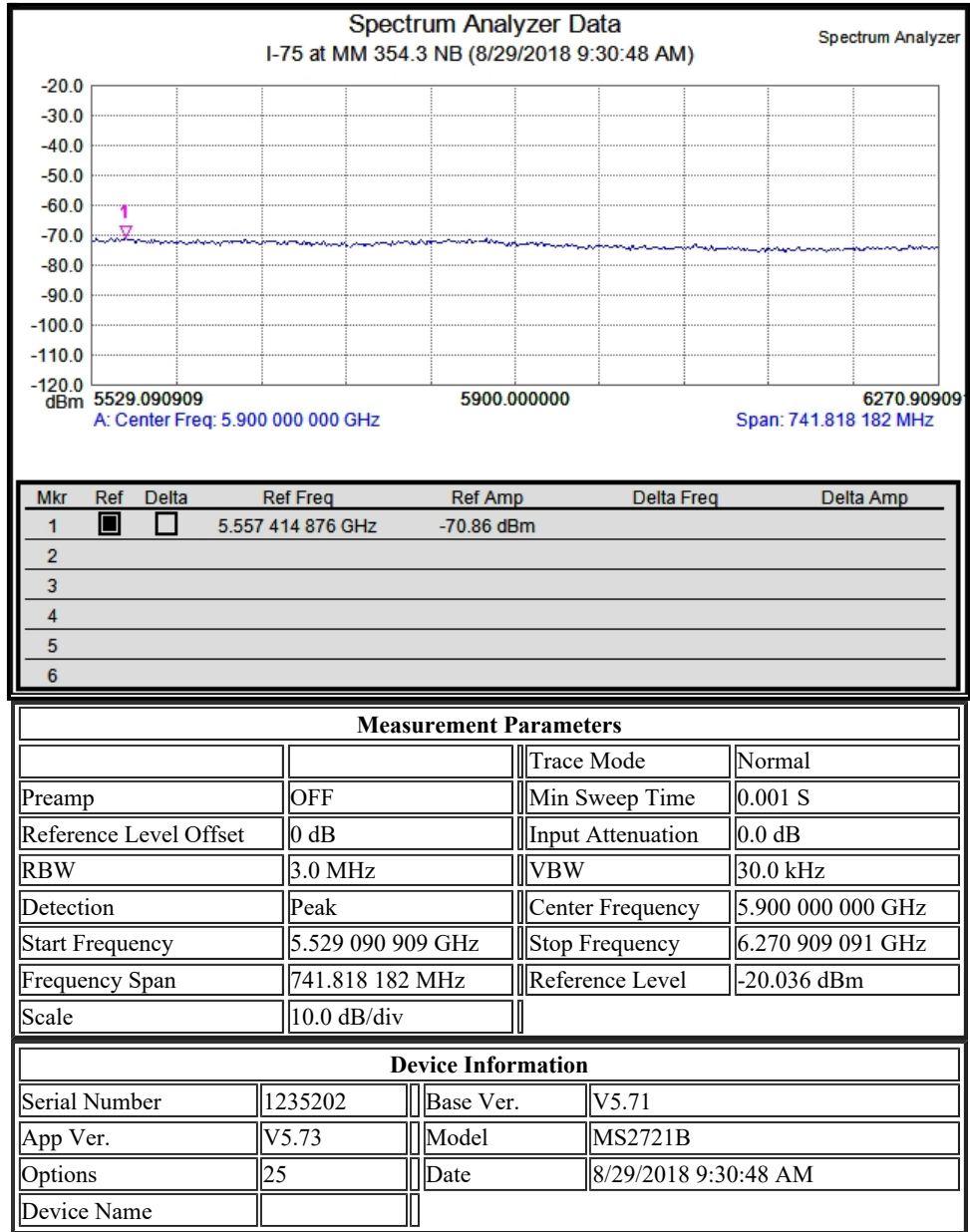
Prepared by: \_\_\_\_\_

Approved by: \_\_\_\_\_

# Spectrum Analyzer Test Sheet - I-75 at MM 354.3 NB

Prepared for: FDOT D5

Date: 8/29/2018 9:30:48 AM



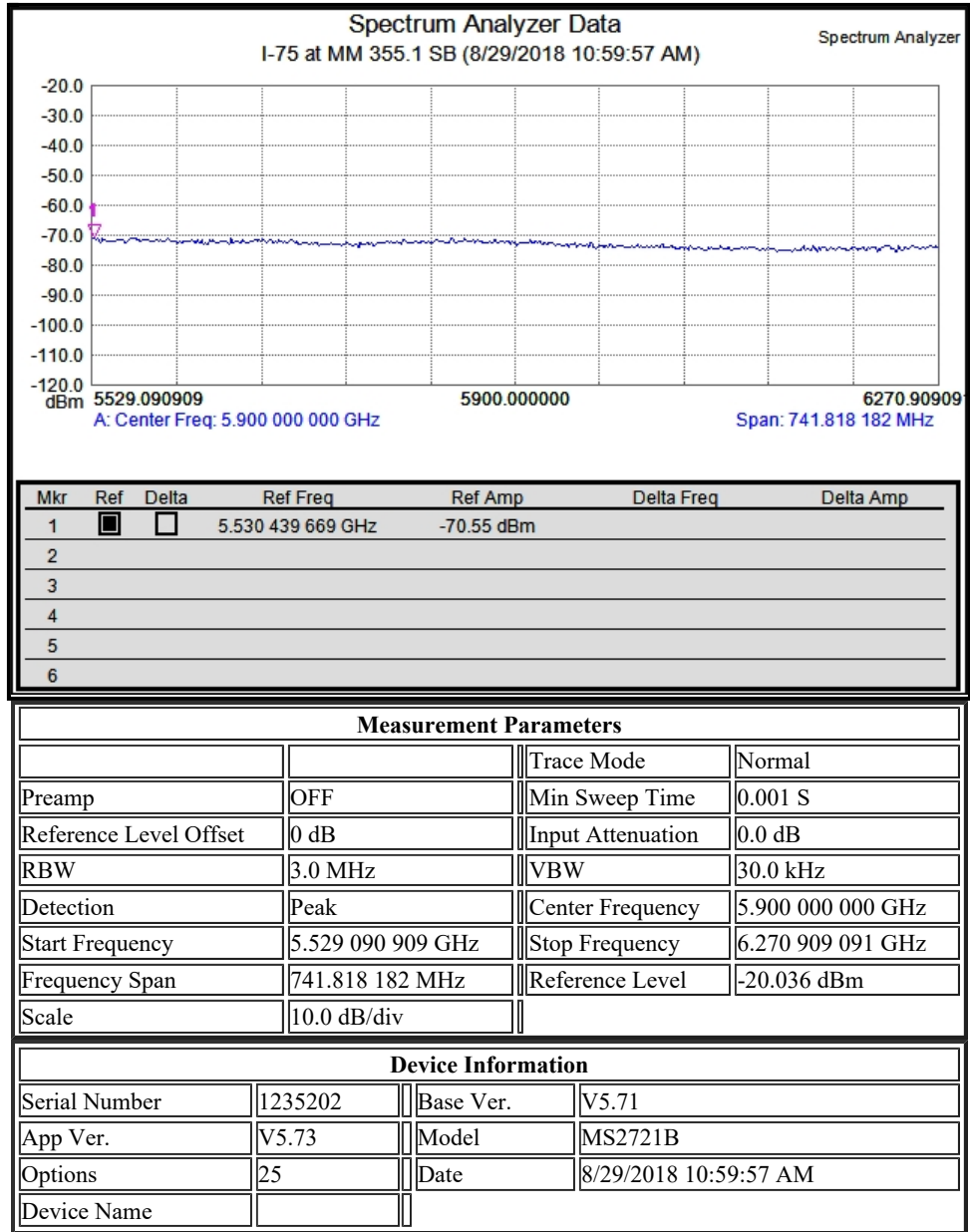
Prepared by: \_\_\_\_\_

Approved by: \_\_\_\_\_

# Spectrum Analyzer Test Sheet - I-75 at MM 355.1 SB

Prepared for: FDOT D5

Date: 8/29/2018 10:59:57 AM



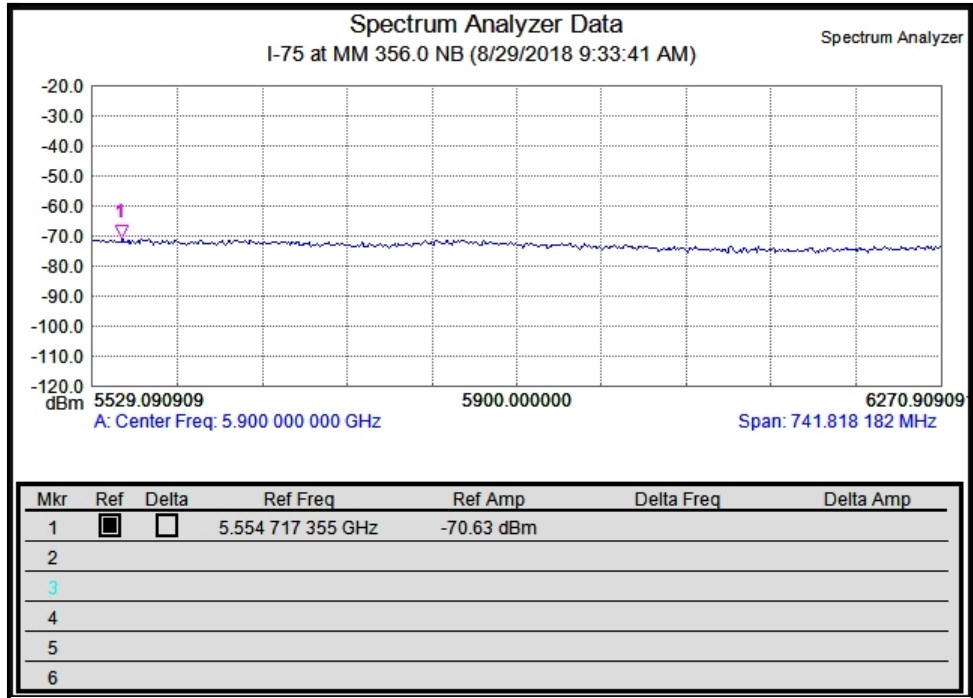
Prepared by: \_\_\_\_\_

Approved by: \_\_\_\_\_

# Spectrum Analyzer Test Sheet - I-75 at MM 356.0 NB

Prepared for: FDOT D5

Date: 8/29/2018 9:33:41 AM



Measurement Parameters			
		Trace Mode	Normal
Preamp	OFF	Min Sweep Time	0.001 S
Reference Level Offset	0 dB	Input Attenuation	0.0 dB
RBW	3.0 MHz	VBW	30.0 kHz
Detection	Peak	Center Frequency	5.900 000 000 GHz
Start Frequency	5.529 090 909 GHz	Stop Frequency	6.270 909 091 GHz
Frequency Span	741.818 182 MHz	Reference Level	-20.036 dBm
Scale	10.0 dB/div		

Device Information			
Serial Number	1235202	Base Ver.	V5.71
App Ver.	V5.73	Model	MS2721B
Options	25	Date	8/29/2018 9:33:41 AM
Device Name			

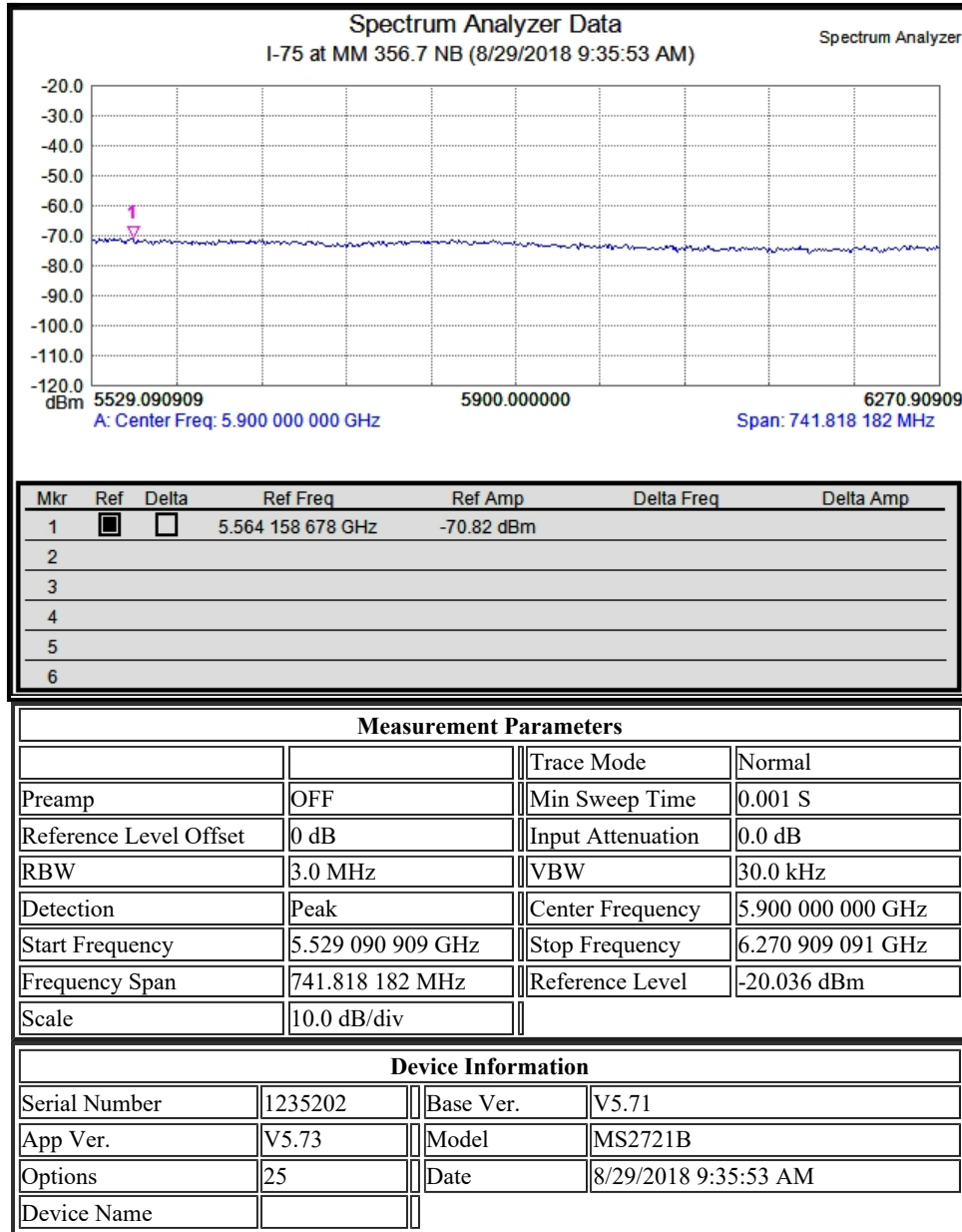
Prepared by: \_\_\_\_\_

Approved by: \_\_\_\_\_

# Spectrum Analyzer Test Sheet - I-75 at MM 356.7 NB

Prepared for: FDOT D5

Date: 8/29/2018 9:35:53 AM



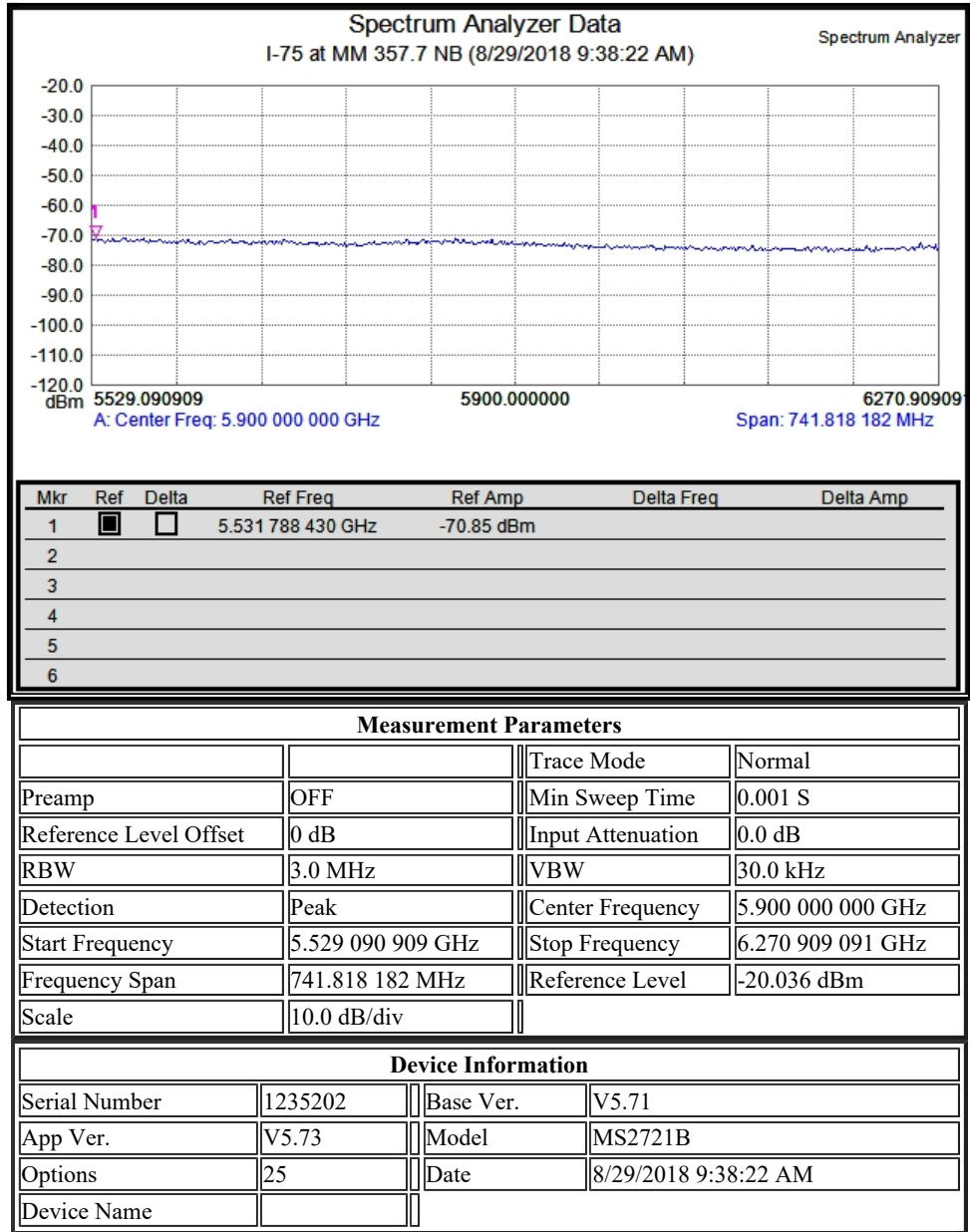
Prepared by: \_\_\_\_\_

Approved by: \_\_\_\_\_

# Spectrum Analyzer Test Sheet - I-75 at MM 357.7 NB

Prepared for: FDOT D5

Date: 8/29/2018 9:38:22 AM



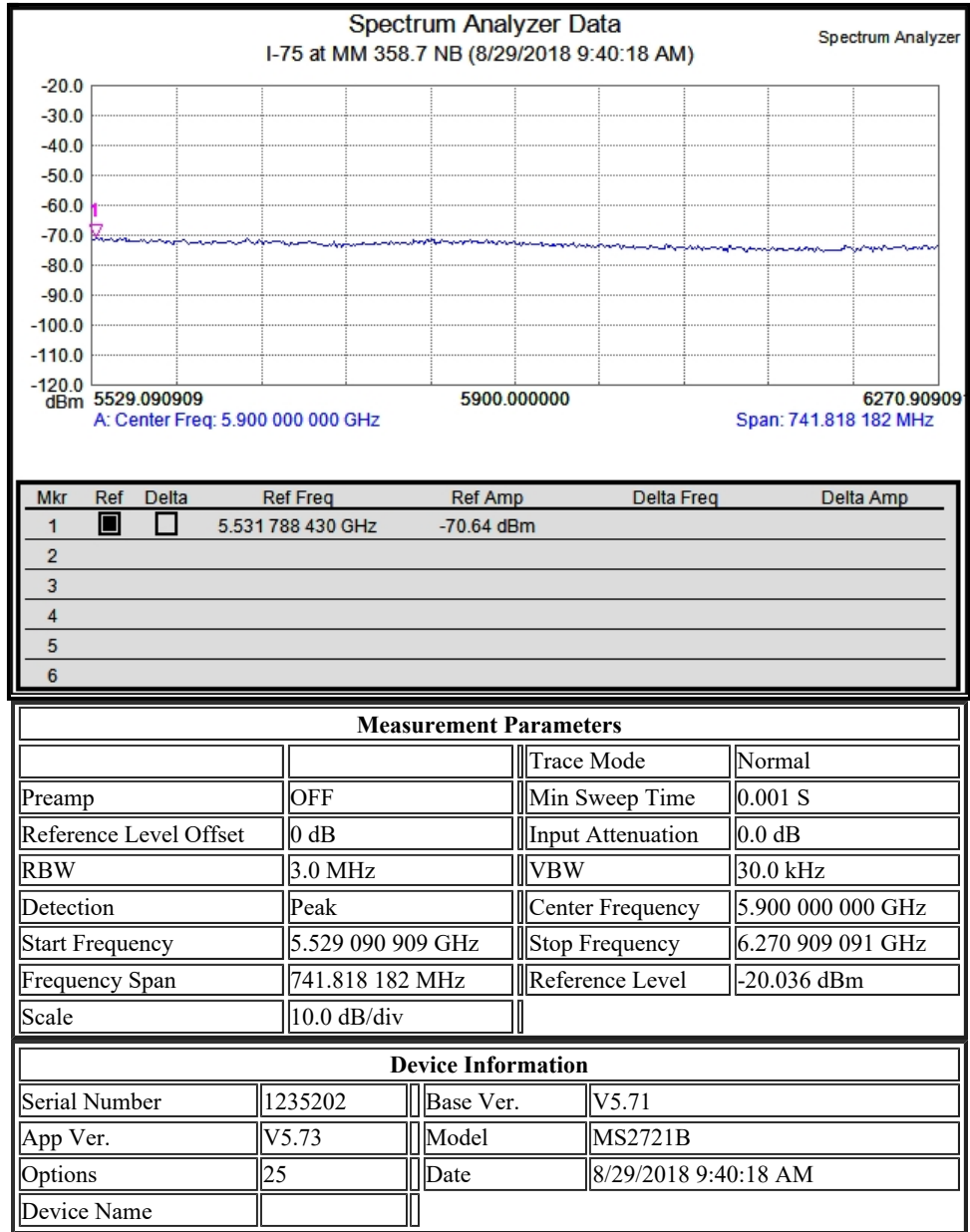
Prepared by: \_\_\_\_\_

Approved by: \_\_\_\_\_

# Spectrum Analyzer Test Sheet - I-75 at MM 358.7 NB

Prepared for: FDOT D5

Date: 8/29/2018 9:40:18 AM



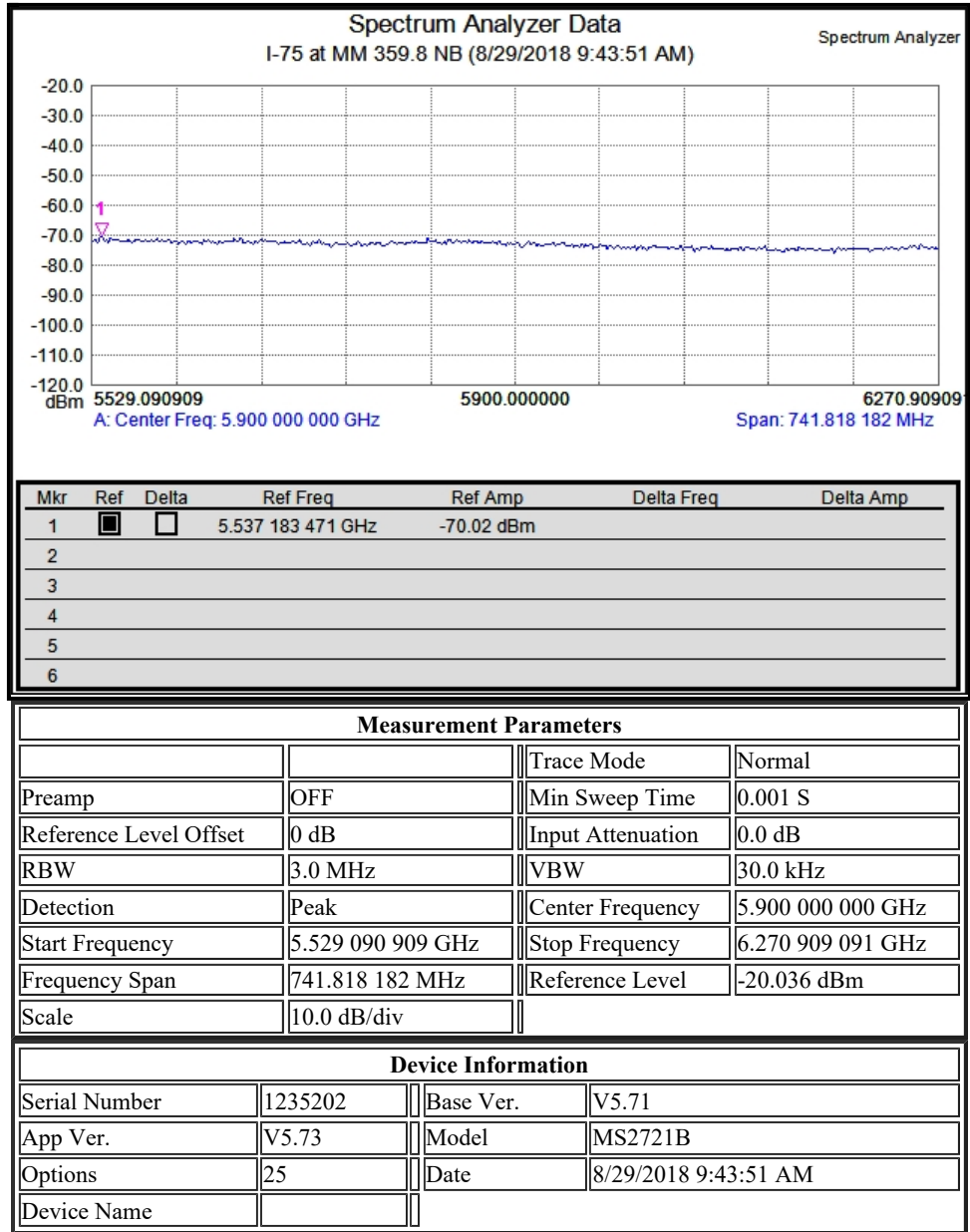
Prepared by: \_\_\_\_\_

Approved by: \_\_\_\_\_

# Spectrum Analyzer Test Sheet - I-75 at MM 359.8 NB

Prepared for: FDOT D5

Date: 8/29/2018 9:43:51 AM



Prepared by: \_\_\_\_\_

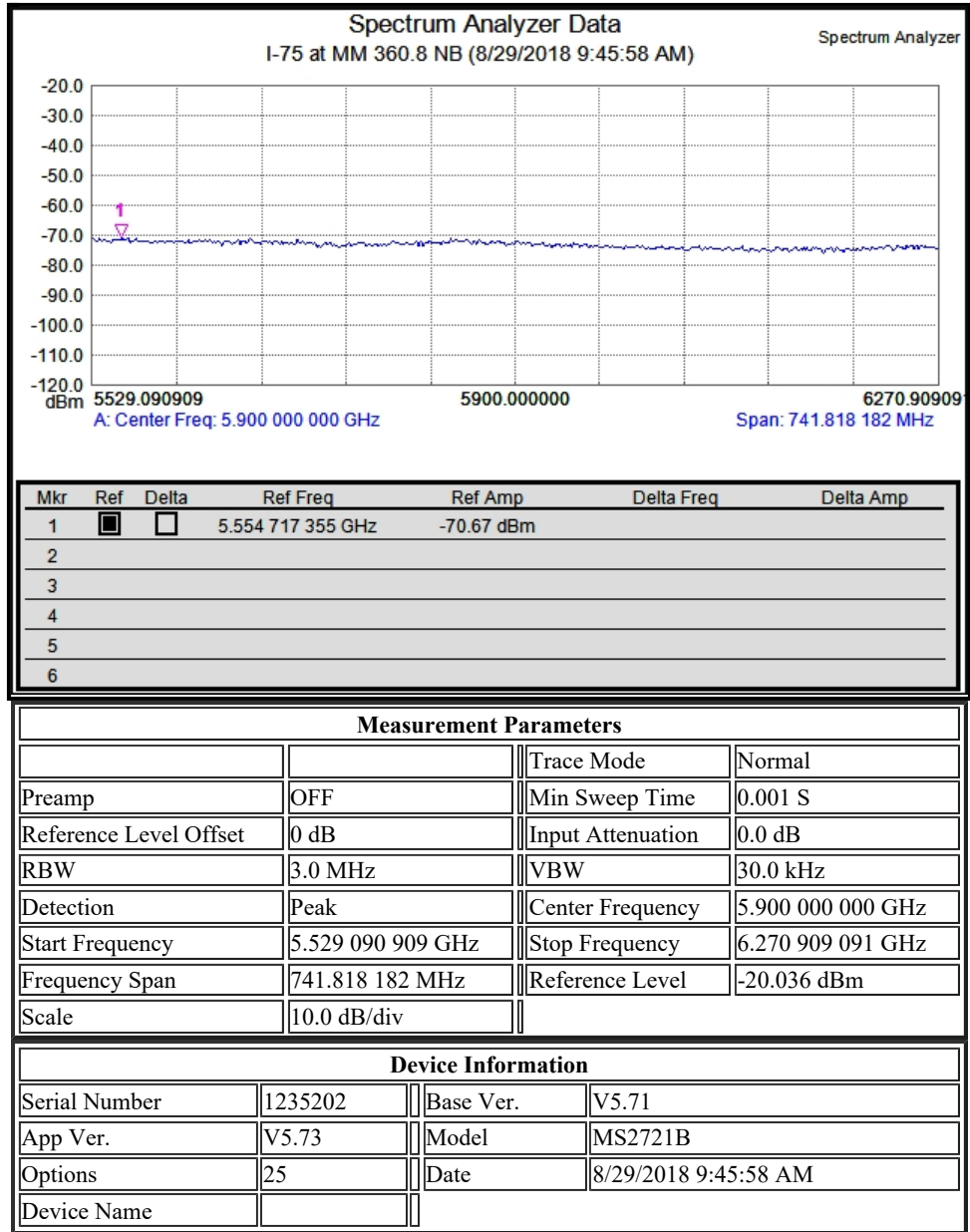
Approved by: \_\_\_\_\_



# Spectrum Analyzer Test Sheet - I-75 at MM 360.8 NB

Prepared for: FDOT D5

Date: 8/29/2018 9:45:58 AM



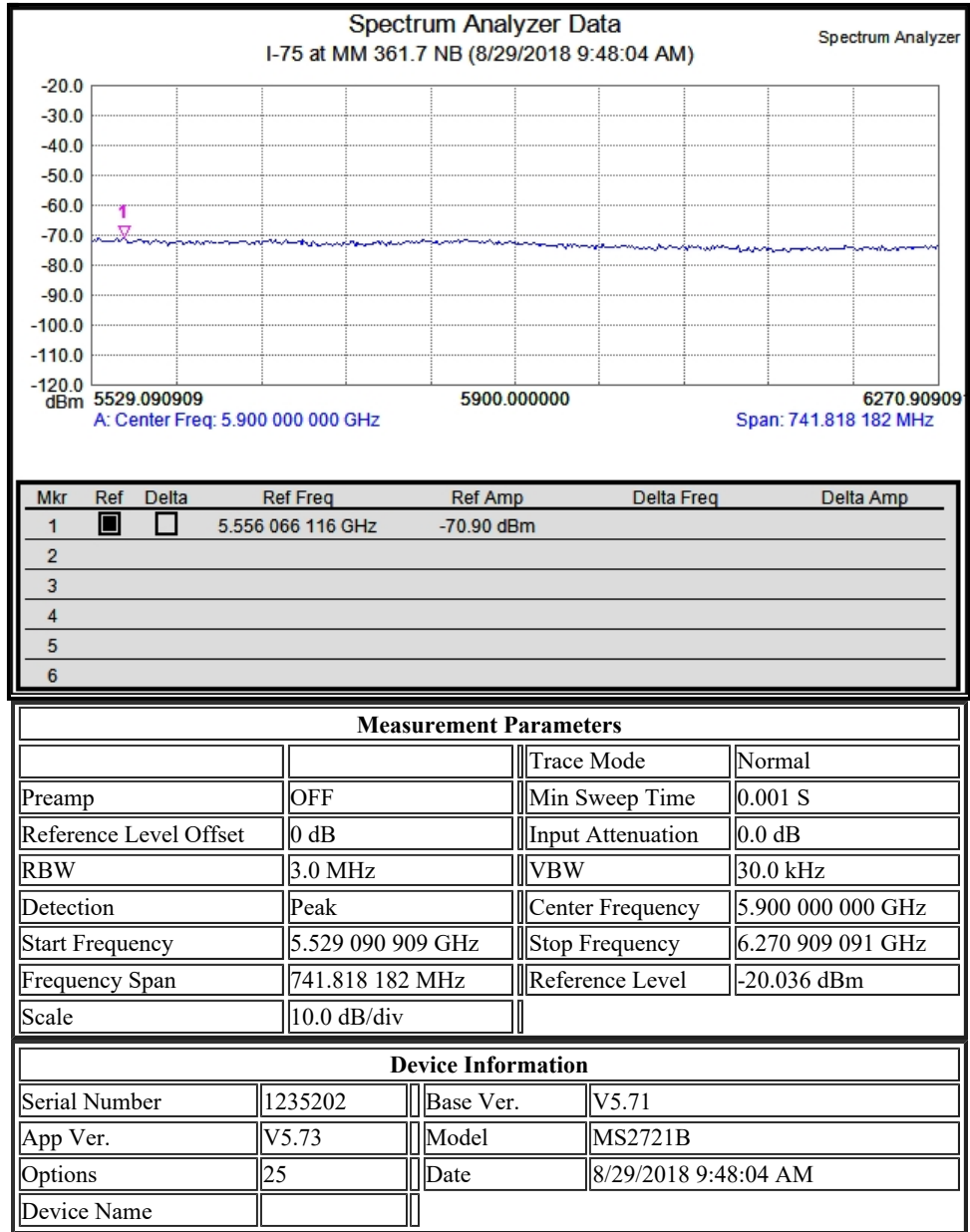
Prepared by: \_\_\_\_\_

Approved by: \_\_\_\_\_

# Spectrum Analyzer Test Sheet - I-75 at MM 361.7 NB

Prepared for: FDOT D5

Date: 8/29/2018 9:48:04 AM



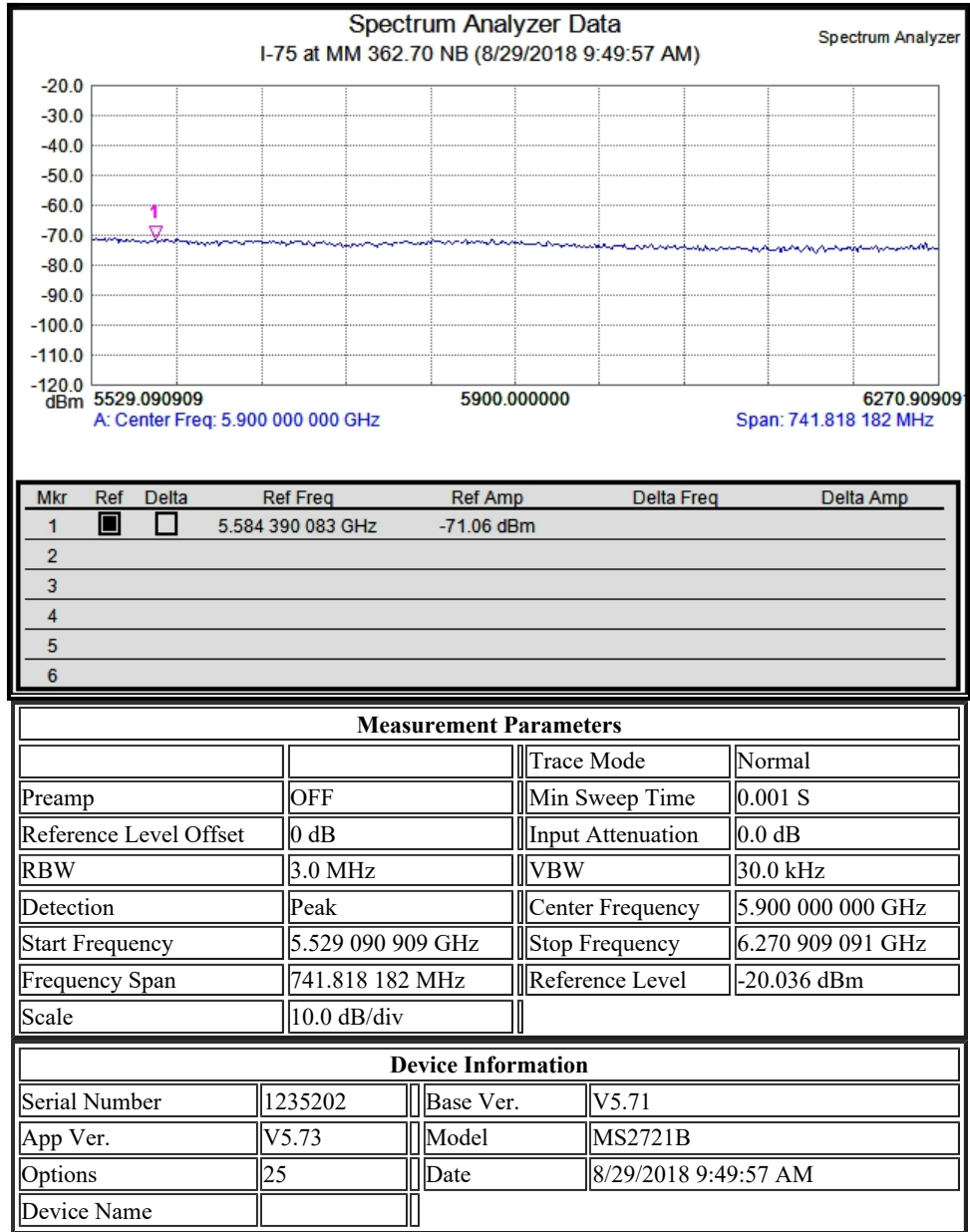
Prepared by: \_\_\_\_\_

Approved by: \_\_\_\_\_

# Spectrum Analyzer Test Sheet - I-75 at MM 362.7 NB

Prepared for: FDOT D5

Date: 8/29/2018 9:49:57 AM



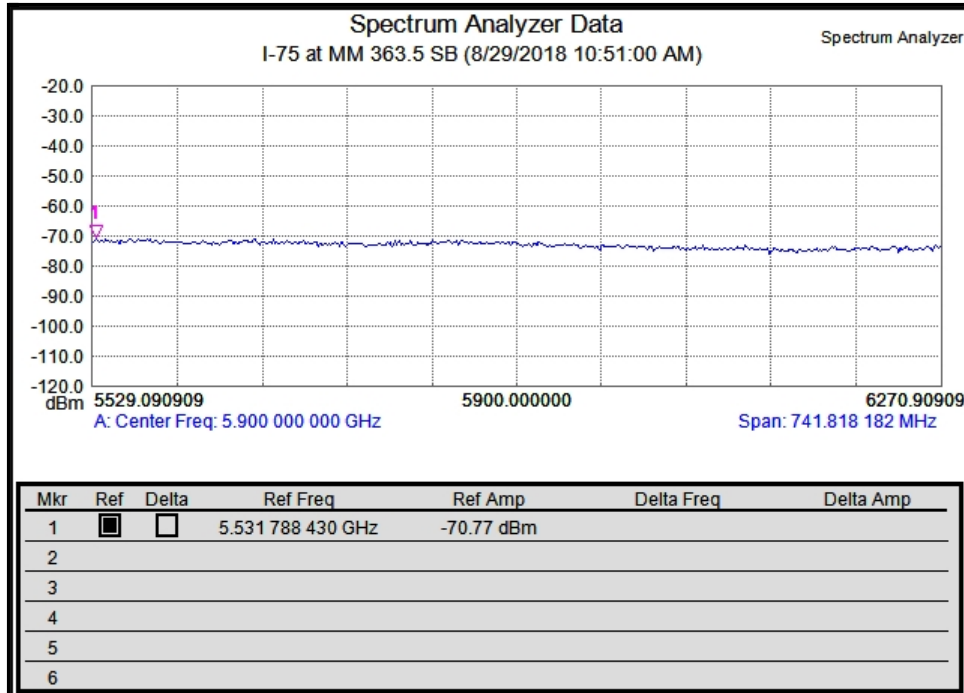
Prepared by: \_\_\_\_\_

Approved by: \_\_\_\_\_

## Spectrum Analyzer Test Sheet - I-75 at MM 363.5 SB

Prepared for: FDOT D5

Date: 8/29/2018 10:51:00 AM



Measurement Parameters			
		Trace Mode	Normal
Preamp	OFF	Min Sweep Time	0.001 S
Reference Level Offset	0 dB	Input Attenuation	0.0 dB
RBW	3.0 MHz	VBW	30.0 kHz
Detection	Peak	Center Frequency	5.900 000 000 GHz
Start Frequency	5.529 090 909 GHz	Stop Frequency	6.270 909 091 GHz
Frequency Span	741.818 182 MHz	Reference Level	-20.036 dBm
Scale	10.0 dB/div		

Device Information			
Serial Number	1235202	Base Ver.	V5.71
App Ver.	V5.73	Model	MS2721B
Options	25	Date	8/29/2018 10:51:00 AM
Device Name			

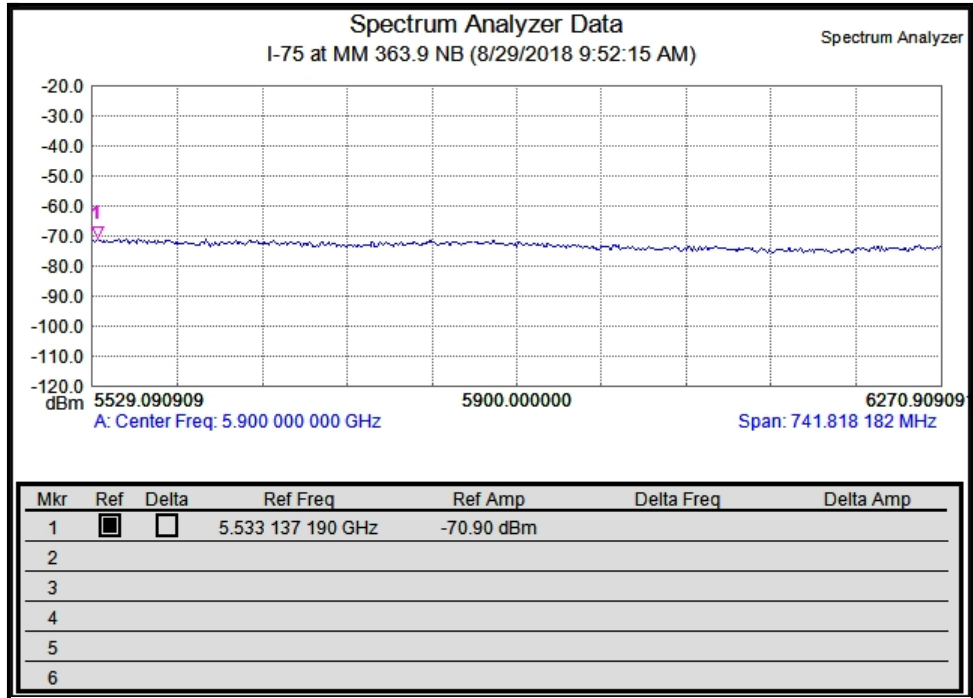
Prepared by: \_\_\_\_\_

Approved by: \_\_\_\_\_

# Spectrum Analyzer Test Sheet - I-75 at MM 363.9 NB

Prepared for: FDOT D5

Date: 8/29/2018 9:52:15 AM



Measurement Parameters			
		Trace Mode	Normal
Preamp	OFF	Min Sweep Time	0.001 S
Reference Level Offset	0 dB	Input Attenuation	0.0 dB
RBW	3.0 MHz	VBW	30.0 kHz
Detection	Peak	Center Frequency	5.900 000 000 GHz
Start Frequency	5.529 090 909 GHz	Stop Frequency	6.270 909 091 GHz
Frequency Span	741.818 182 MHz	Reference Level	-20.036 dBm
Scale	10.0 dB/div		

Device Information			
Serial Number	1235202	Base Ver.	V5.71
App Ver.	V5.73	Model	MS2721B
Options	25	Date	8/29/2018 9:52:15 AM
Device Name			

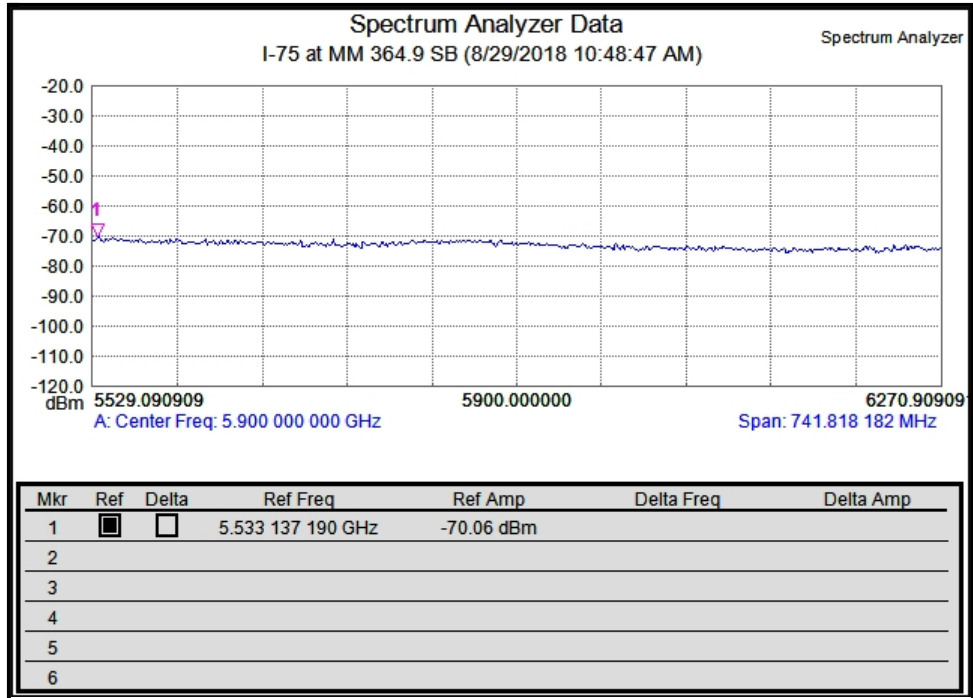
Prepared by: \_\_\_\_\_

Approved by: \_\_\_\_\_

# Spectrum Analyzer Test Sheet - I-75 at MM 364.9 SB

Prepared for: FDOT D5

Date: 8/29/2018 10:48:47 AM



Measurement Parameters			
		Trace Mode	Normal
Preamp	OFF	Min Sweep Time	0.001 S
Reference Level Offset	0 dB	Input Attenuation	0.0 dB
RBW	3.0 MHz	VBW	30.0 kHz
Detection	Peak	Center Frequency	5.900 000 000 GHz
Start Frequency	5.529 090 909 GHz	Stop Frequency	6.270 909 091 GHz
Frequency Span	741.818 182 MHz	Reference Level	-20.036 dBm
Scale	10.0 dB/div		

Device Information			
Serial Number	1235202	Base Ver.	V5.71
App Ver.	V5.73	Model	MS2721B
Options	25	Date	8/29/2018 10:48:47 AM
Device Name			

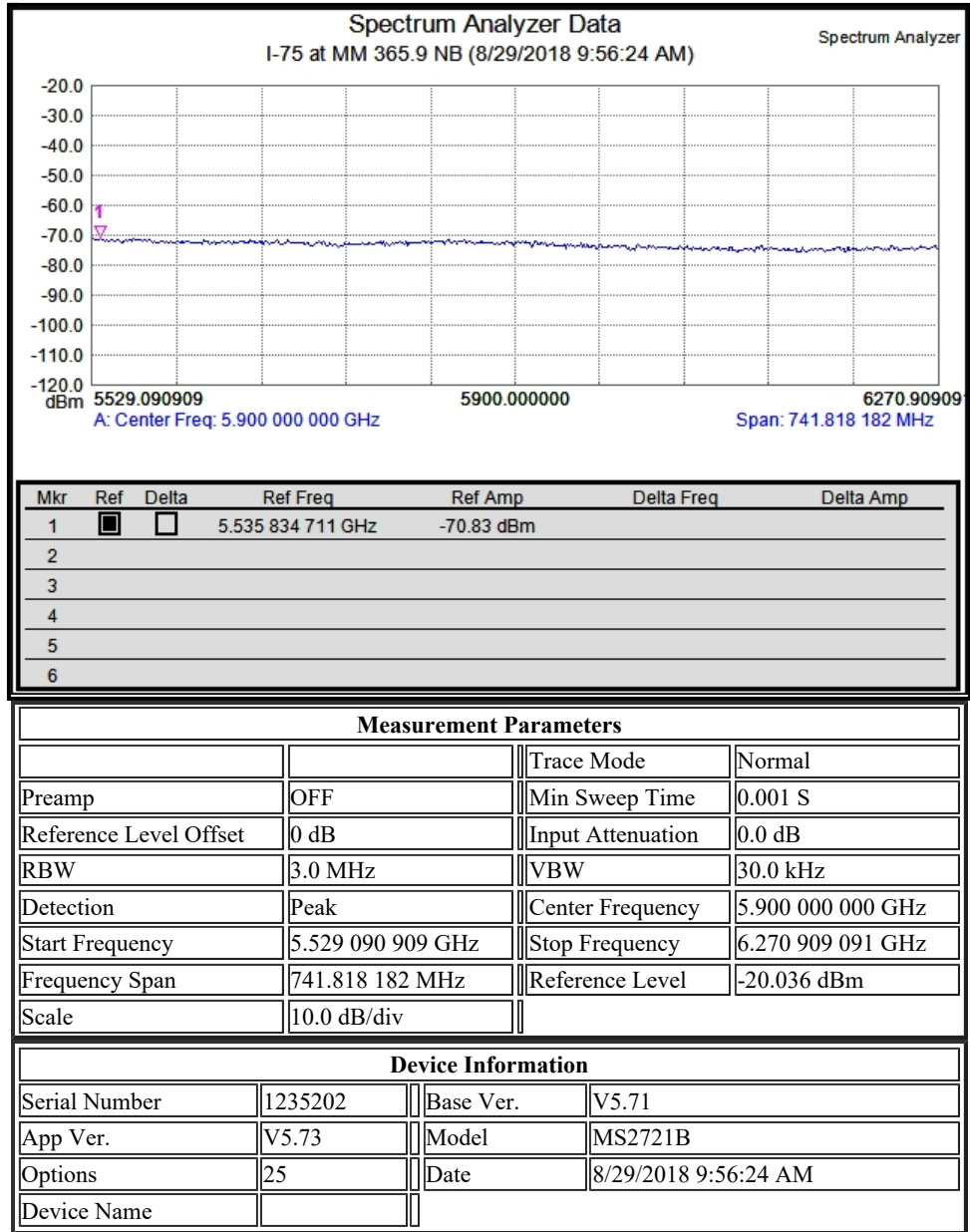
Prepared by: \_\_\_\_\_

Approved by: \_\_\_\_\_

# Spectrum Analyzer Test Sheet - I-75 at MM 365.9 NB

Prepared for: FDOT D5

Date: 8/29/2018 9:56:24 AM



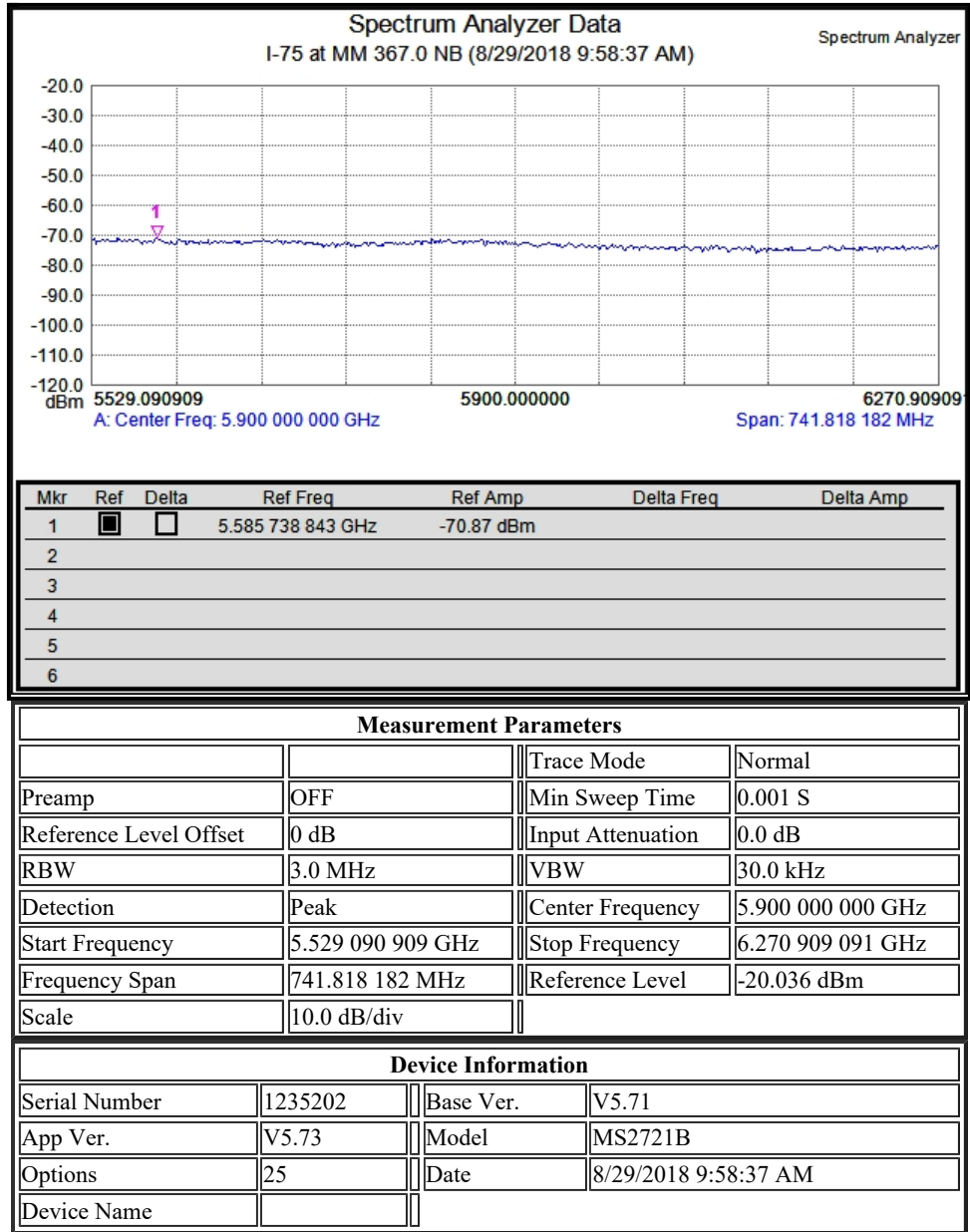
Prepared by: \_\_\_\_\_

Approved by: \_\_\_\_\_

# Spectrum Analyzer Test Sheet - I-75 at MM 367.0 NB

Prepared for: FDOT D5

Date: 8/29/2018 9:58:37 AM



Prepared by: \_\_\_\_\_

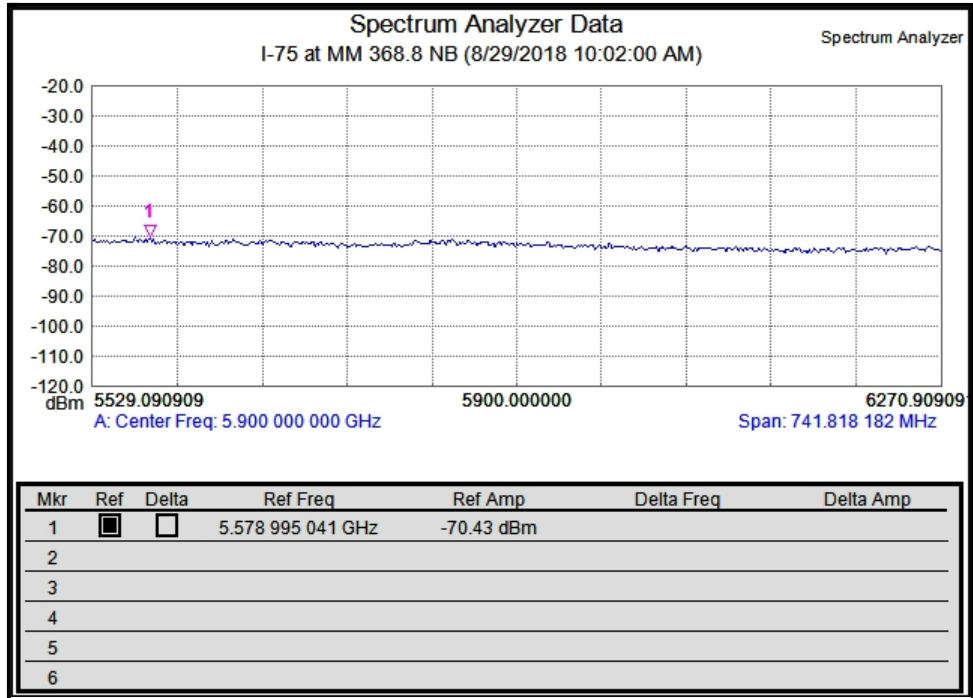
Approved by: \_\_\_\_\_



# Spectrum Analyzer Test Sheet - I-75 at MM 368.8 NB

Prepared for: FDOT D5

Date: 8/29/2018 10:02:00 AM



Measurement Parameters			
		Trace Mode	Normal
Preamp	OFF	Min Sweep Time	0.001 S
Reference Level Offset	0 dB	Input Attenuation	0.0 dB
RBW	3.0 MHz	VBW	30.0 kHz
Detection	Peak	Center Frequency	5.900 000 000 GHz
Start Frequency	5.529 090 909 GHz	Stop Frequency	6.270 909 091 GHz
Frequency Span	741.818 182 MHz	Reference Level	-20.036 dBm
Scale	10.0 dB/div		

Device Information			
Serial Number	1235202	Base Ver.	V5.71
App Ver.	V5.73	Model	MS2721B
Options	25	Date	8/29/2018 10:02:00 AM
Device Name			

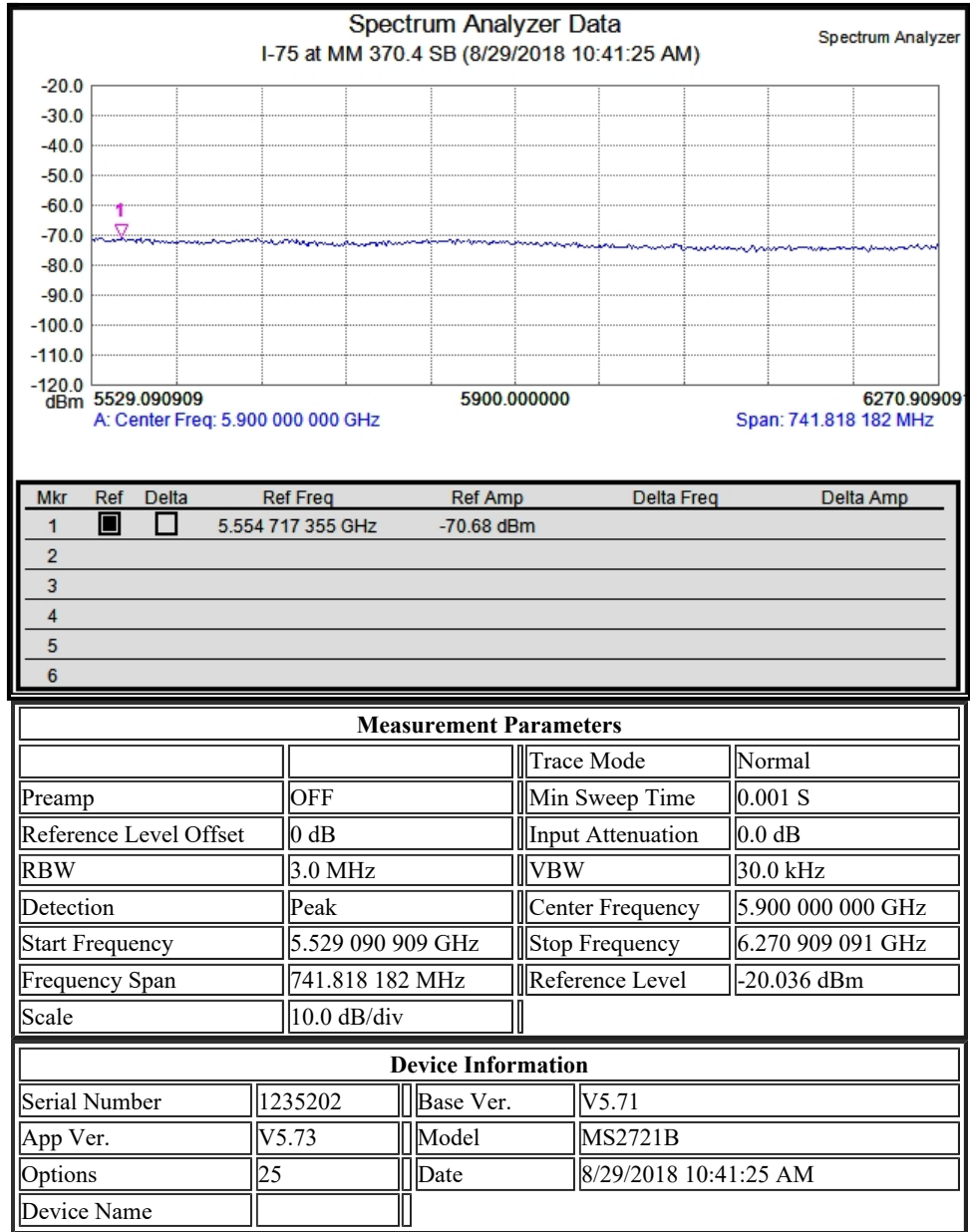
Prepared by: \_\_\_\_\_

Approved by: \_\_\_\_\_

# Spectrum Analyzer Test Sheet - I-75 at MM 370.4 SB

Prepared for: FDOT D5

Date: 8/29/2018 10:41:25 AM



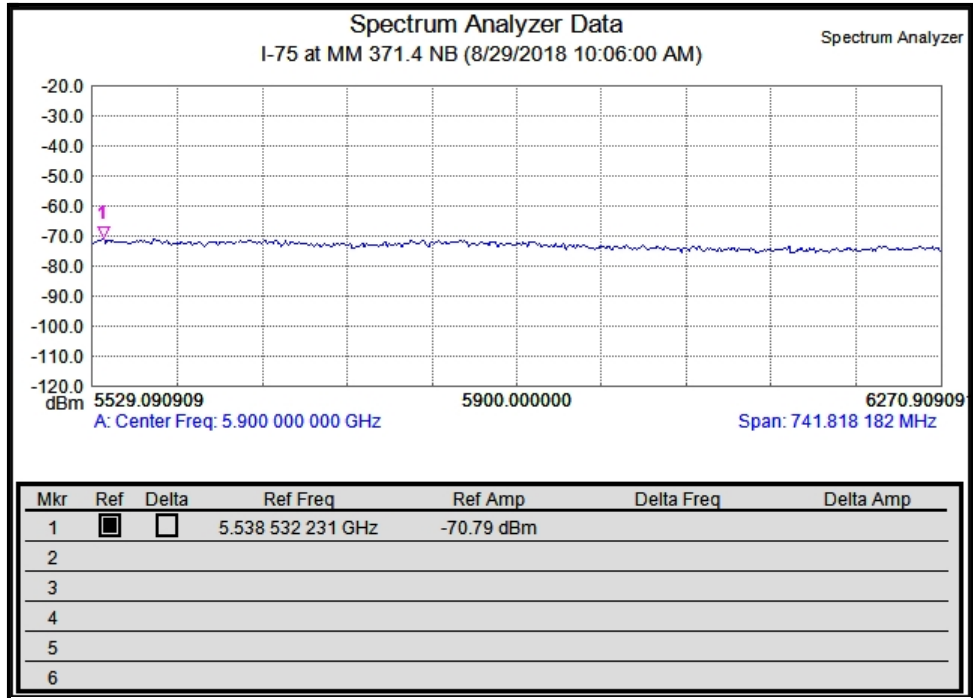
Prepared by: \_\_\_\_\_

Approved by: \_\_\_\_\_

# Spectrum Analyzer Test Sheet - I-75 at MM 371.4 NB

Prepared for: FDOT D5

Date: 8/29/2018 10:06:00 AM



Measurement Parameters			
		Trace Mode	Normal
Preamp	OFF	Min Sweep Time	0.001 S
Reference Level Offset	0 dB	Input Attenuation	0.0 dB
RBW	3.0 MHz	VBW	30.0 kHz
Detection	Peak	Center Frequency	5.900 000 000 GHz
Start Frequency	5.529 090 909 GHz	Stop Frequency	6.270 909 091 GHz
Frequency Span	741.818 182 MHz	Reference Level	-20.036 dBm
Scale	10.0 dB/div		

Device Information			
Serial Number	1235202	Base Ver.	V5.71
App Ver.	V5.73	Model	MS2721B
Options	25	Date	8/29/2018 10:06:00 AM
Device Name			

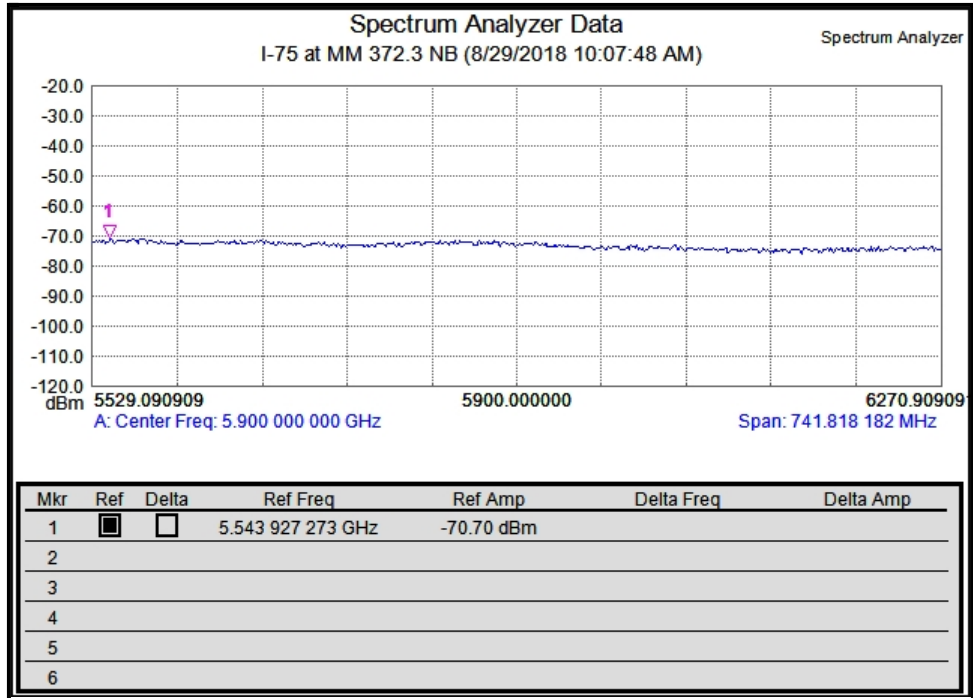
Prepared by: \_\_\_\_\_

Approved by: \_\_\_\_\_

# Spectrum Analyzer Test Sheet - I-75 at MM 372.3 NB

Prepared for: FDOT D5

Date: 8/29/2018 10:07:48 AM



Measurement Parameters			
		Trace Mode	Normal
Preamp	OFF	Min Sweep Time	0.001 S
Reference Level Offset	0 dB	Input Attenuation	0.0 dB
RBW	3.0 MHz	VBW	30.0 kHz
Detection	Peak	Center Frequency	5.900 000 000 GHz
Start Frequency	5.529 090 909 GHz	Stop Frequency	6.270 909 091 GHz
Frequency Span	741.818 182 MHz	Reference Level	-20.036 dBm
Scale	10.0 dB/div		

Device Information			
Serial Number	1235202	Base Ver.	V5.71
App Ver.	V5.73	Model	MS2721B
Options	25	Date	8/29/2018 10:07:48 AM
Device Name			

Prepared by: \_\_\_\_\_

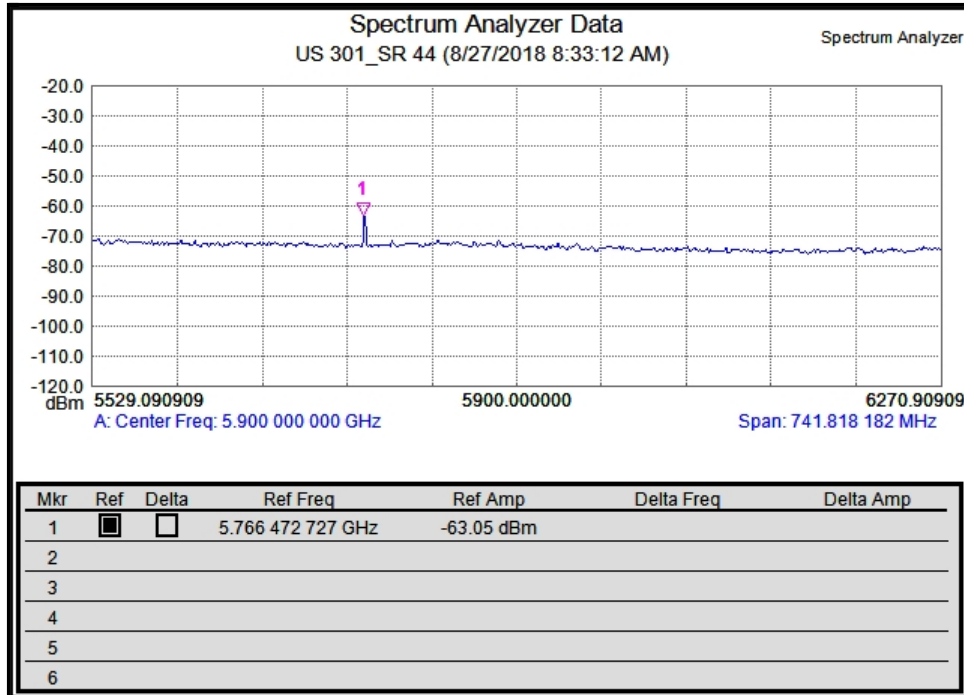
Approved by: \_\_\_\_\_

SPECTRUM ANALYZER TEST SHEETS  
CORRIDOR: US 301

# Spectrum Analyzer Test Sheet - US 301 at SR 44

Prepared for: FDOT D5

Date: 8/27/2018 8:33:12 AM



Measurement Parameters			
		Trace Mode	Normal
Preamp	OFF	Min Sweep Time	0.001 S
Reference Level Offset	0 dB	Input Attenuation	0.0 dB
RBW	3.0 MHz	VBW	30.0 kHz
Detection	Peak	Center Frequency	5.900 000 000 GHz
Start Frequency	5.529 090 909 GHz	Stop Frequency	6.270 909 091 GHz
Frequency Span	741.818 182 MHz	Reference Level	-20.036 dBm
Scale	10.0 dB/div		

Device Information			
Serial Number	1235202	Base Ver.	V5.71
App Ver.	V5.73	Model	MS2721B
Options	25	Date	8/27/2018 8:33:12 AM
Device Name			

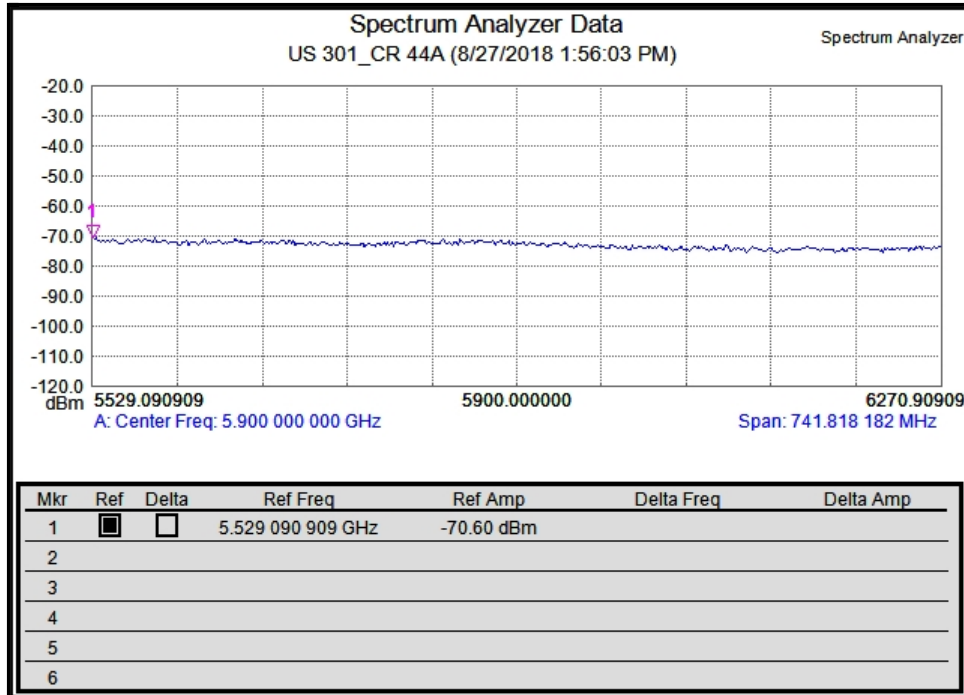
Prepared by: \_\_\_\_\_

Approved by: \_\_\_\_\_

# Spectrum Analyzer Test Sheet - US 301 at CR 44A

Prepared for: FDOT D5

Date: 8/27/2018 1:56:03 PM



Measurement Parameters			
		Trace Mode	Normal
Preamp	OFF	Min Sweep Time	0.001 S
Reference Level Offset	0 dB	Input Attenuation	0.0 dB
RBW	3.0 MHz	VBW	30.0 kHz
Detection	Peak	Center Frequency	5.900 000 000 GHz
Start Frequency	5.529 090 909 GHz	Stop Frequency	6.270 909 091 GHz
Frequency Span	741.818 182 MHz	Reference Level	-20.036 dBm
Scale	10.0 dB/div		

Device Information			
Serial Number	1235202	Base Ver.	V5.71
App Ver.	V5.73	Model	MS2721B
Options	25	Date	8/27/2018 1:56:03 PM
Device Name			

Prepared by: \_\_\_\_\_

Approved by: \_\_\_\_\_

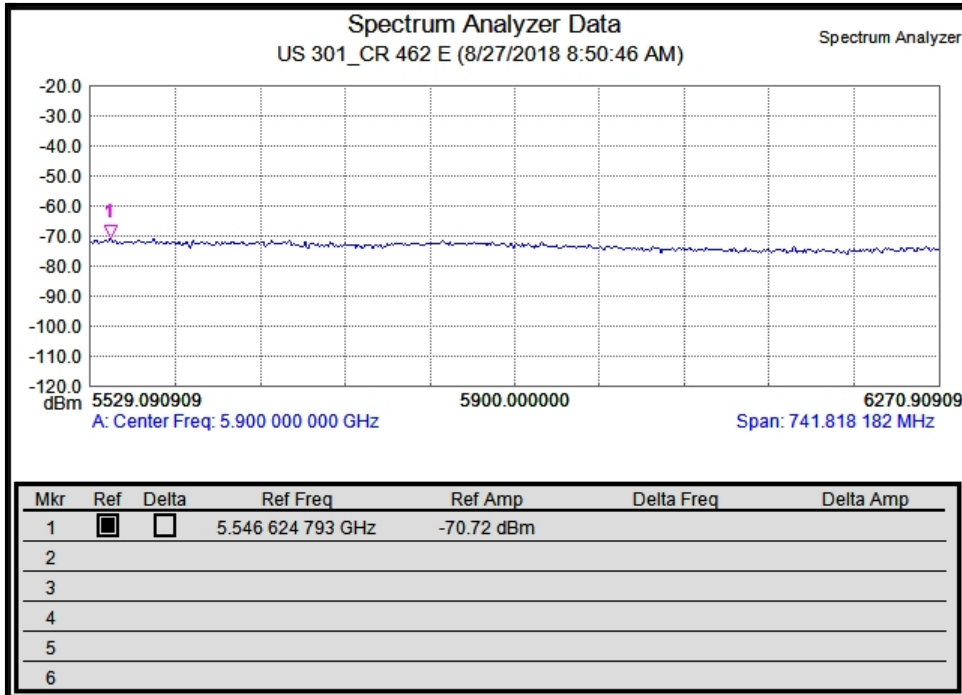




# Spectrum Analyzer Test Sheet - US 301 at CR 462 E

Prepared for: FDOT D5

Date: 8/27/2018 8:50:46 AM



Measurement Parameters			
		Trace Mode	Normal
Preamp	OFF	Min Sweep Time	0.001 S
Reference Level Offset	0 dB	Input Attenuation	0.0 dB
RBW	3.0 MHz	VBW	30.0 kHz
Detection	Peak	Center Frequency	5.900 000 000 GHz
Start Frequency	5.529 090 909 GHz	Stop Frequency	6.270 909 091 GHz
Frequency Span	741.818 182 MHz	Reference Level	-20.036 dBm
Scale	10.0 dB/div		

Device Information			
Serial Number	1235202	Base Ver.	V5.71
App Ver.	V5.73	Model	MS2721B
Options	25	Date	8/27/2018 8:50:46 AM
Device Name			

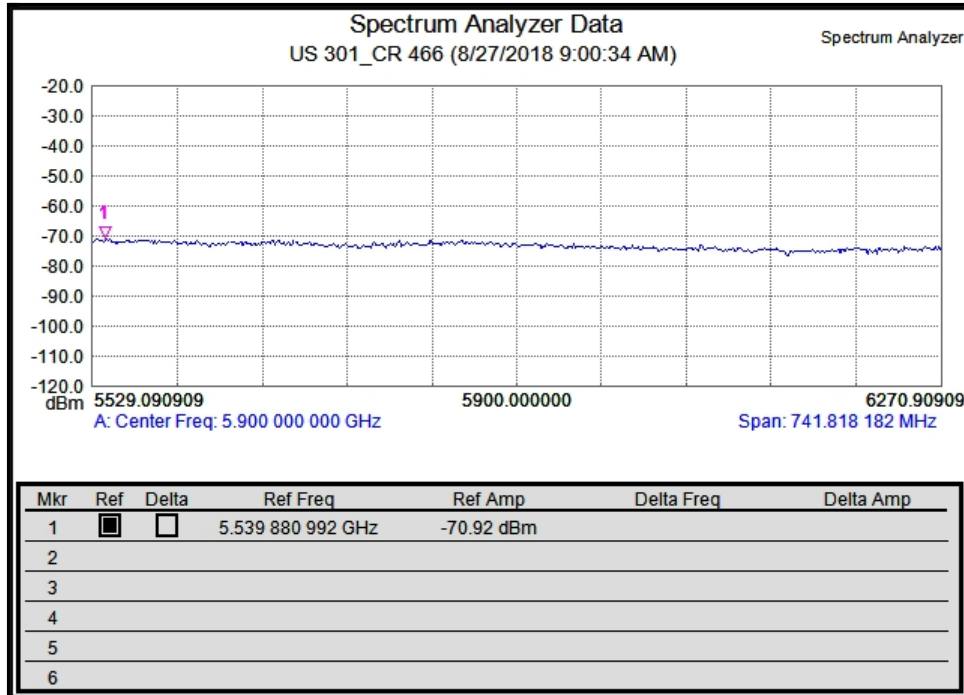
Prepared by: \_\_\_\_\_

Approved by: \_\_\_\_\_

# Spectrum Analyzer Test Sheet - US 301 at CR 466

Prepared for: FDOT D5

Date: 8/27/2018 9:00:34 AM



Measurement Parameters			
		Trace Mode	Normal
Preamp	OFF	Min Sweep Time	0.001 S
Reference Level Offset	0 dB	Input Attenuation	0.0 dB
RBW	3.0 MHz	VBW	30.0 kHz
Detection	Peak	Center Frequency	5.900 000 000 GHz
Start Frequency	5.529 090 909 GHz	Stop Frequency	6.270 909 091 GHz
Frequency Span	741.818 182 MHz	Reference Level	-20.036 dBm
Scale	10.0 dB/div		

Device Information			
Serial Number	1235202	Base Ver.	V5.71
App Ver.	V5.73	Model	MS2721B
Options	25	Date	8/27/2018 9:00:34 AM
Device Name			

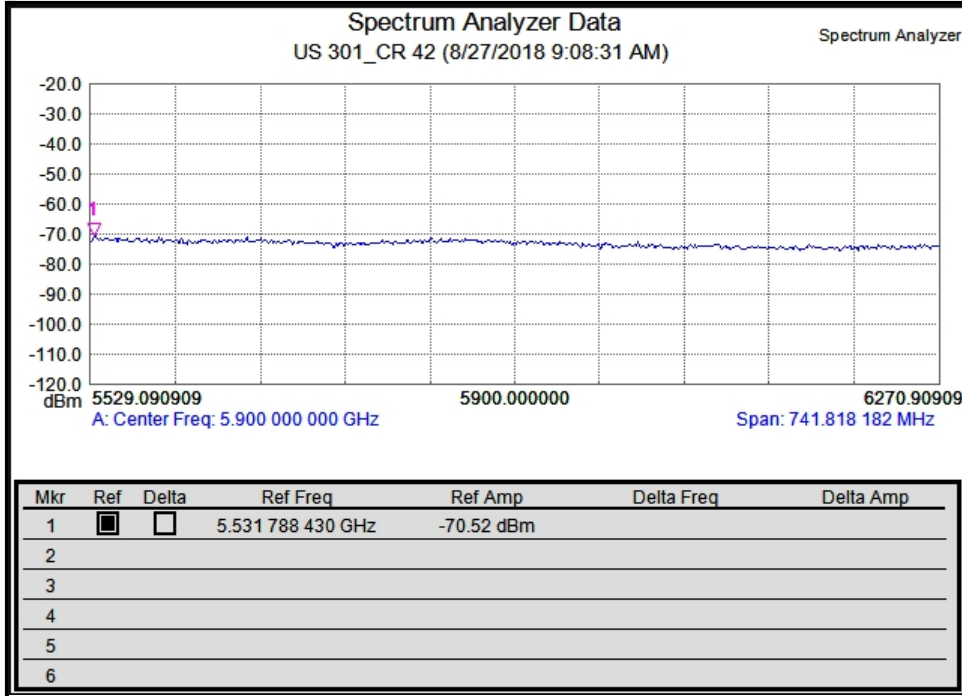
Prepared by: \_\_\_\_\_

Approved by: \_\_\_\_\_

# Spectrum Analyzer Test Sheet - US 301 at CR 42

Prepared for: FDOT D5

Date: 8/27/2018 9:08:31 AM



Measurement Parameters			
		Trace Mode	Normal
Preamp	OFF	Min Sweep Time	0.001 S
Reference Level Offset	0 dB	Input Attenuation	0.0 dB
RBW	3.0 MHz	VBW	30.0 kHz
Detection	Peak	Center Frequency	5.900 000 000 GHz
Start Frequency	5.529 090 909 GHz	Stop Frequency	6.270 909 091 GHz
Frequency Span	741.818 182 MHz	Reference Level	-20.036 dBm
Scale	10.0 dB/div		

Device Information			
Serial Number	1235202	Base Ver.	V5.71
App Ver.	V5.73	Model	MS2721B
Options	25	Date	8/27/2018 9:08:31 AM
Device Name			

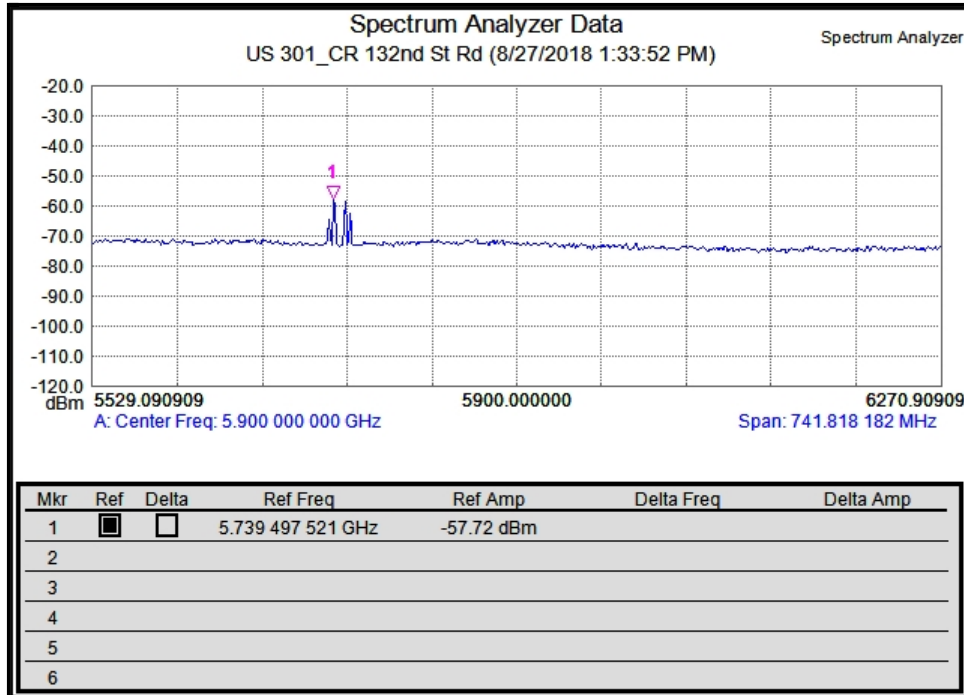
Prepared by: \_\_\_\_\_

Approved by: \_\_\_\_\_

# Spectrum Analyzer Test Sheet - US 301 at CR 132nd

Prepared for: FDOT D5

Date: 8/27/2018 1:33:52 PM



Measurement Parameters			
		Trace Mode	Normal
Preamp	OFF	Min Sweep Time	0.001 S
Reference Level Offset	0 dB	Input Attenuation	0.0 dB
RBW	3.0 MHz	VBW	30.0 kHz
Detection	Peak	Center Frequency	5.900 000 000 GHz
Start Frequency	5.529 090 909 GHz	Stop Frequency	6.270 909 091 GHz
Frequency Span	741.818 182 MHz	Reference Level	-20.036 dBm
Scale	10.0 dB/div		

Device Information			
Serial Number	1235202	Base Ver.	V5.71
App Ver.	V5.73	Model	MS2721B
Options	25	Date	8/27/2018 1:33:52 PM
Device Name			

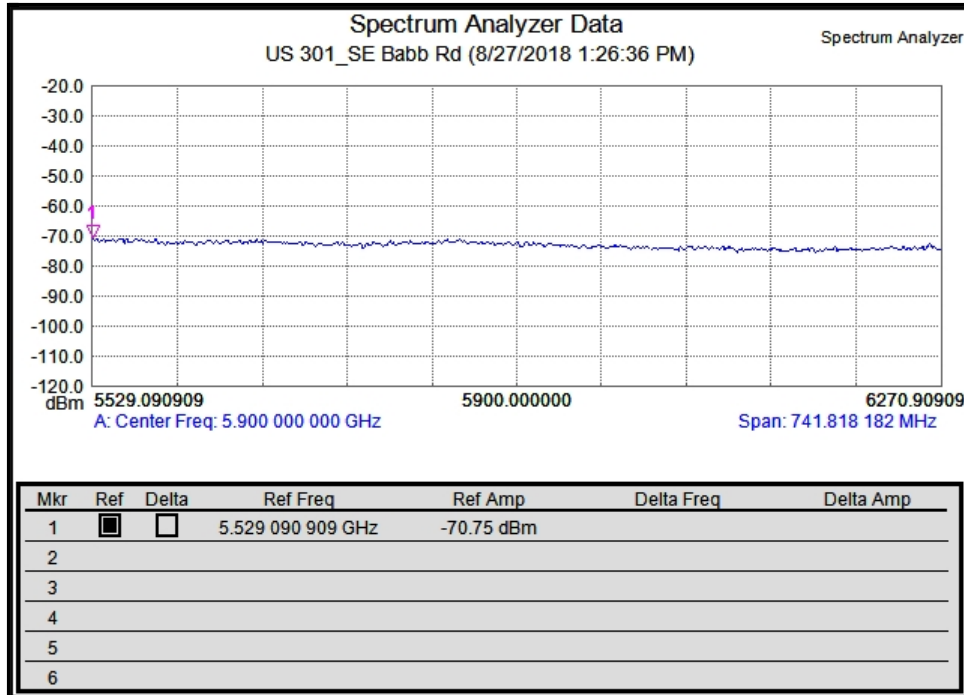
Prepared by: \_\_\_\_\_

Approved by: \_\_\_\_\_

# Spectrum Analyzer Test Sheet - US 301 at SE Babb

Prepared for: FDOT D5

Date: 8/27/2018 1:26:36 PM



Measurement Parameters			
		Trace Mode	Normal
Preamp	OFF	Min Sweep Time	0.001 S
Reference Level Offset	0 dB	Input Attenuation	0.0 dB
RBW	3.0 MHz	VBW	30.0 kHz
Detection	Peak	Center Frequency	5.900 000 000 GHz
Start Frequency	5.529 090 909 GHz	Stop Frequency	6.270 909 091 GHz
Frequency Span	741.818 182 MHz	Reference Level	-20.036 dBm
Scale	10.0 dB/div		

Device Information			
Serial Number	1235202	Base Ver.	V5.71
App Ver.	V5.73	Model	MS2721B
Options	25	Date	8/27/2018 1:26:36 PM
Device Name			

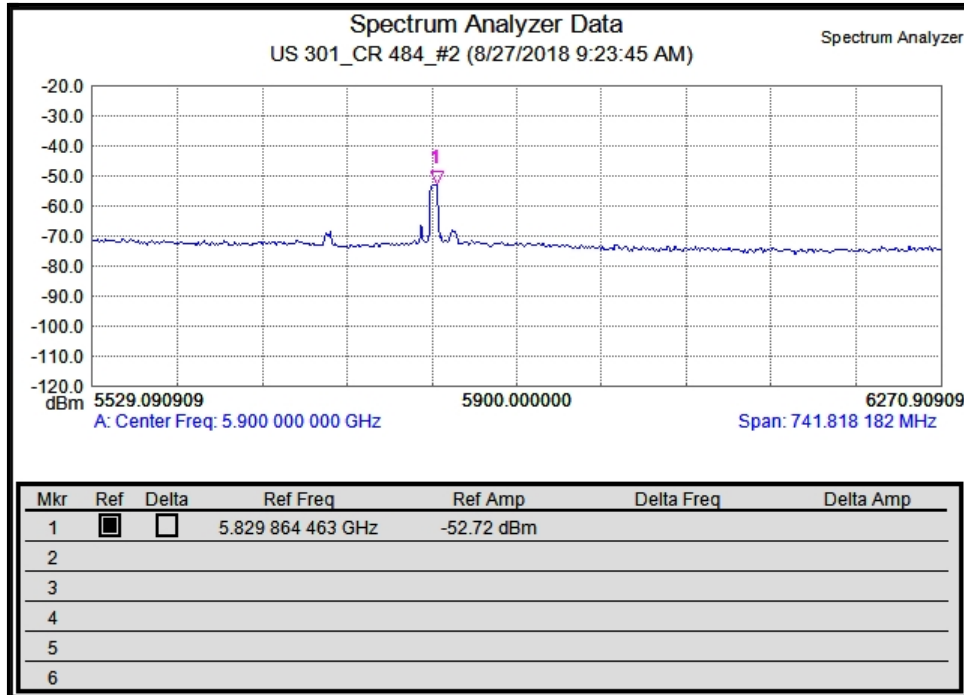
Prepared by: \_\_\_\_\_

Approved by: \_\_\_\_\_

# Spectrum Analyzer Test Sheet - US 301 at CR 484

Prepared for: FDOT D5

Date: 8/27/2018 9:23:45 AM



Measurement Parameters			
		Trace Mode	Normal
Preamp	OFF	Min Sweep Time	0.001 S
Reference Level Offset	0 dB	Input Attenuation	0.0 dB
RBW	3.0 MHz	VBW	30.0 kHz
Detection	Peak	Center Frequency	5.900 000 000 GHz
Start Frequency	5.529 090 909 GHz	Stop Frequency	6.270 909 091 GHz
Frequency Span	741.818 182 MHz	Reference Level	-20.036 dBm
Scale	10.0 dB/div		

Device Information			
Serial Number	1235202	Base Ver.	V5.71
App Ver.	V5.73	Model	MS2721B
Options	25	Date	8/27/2018 9:23:45 AM
Device Name			

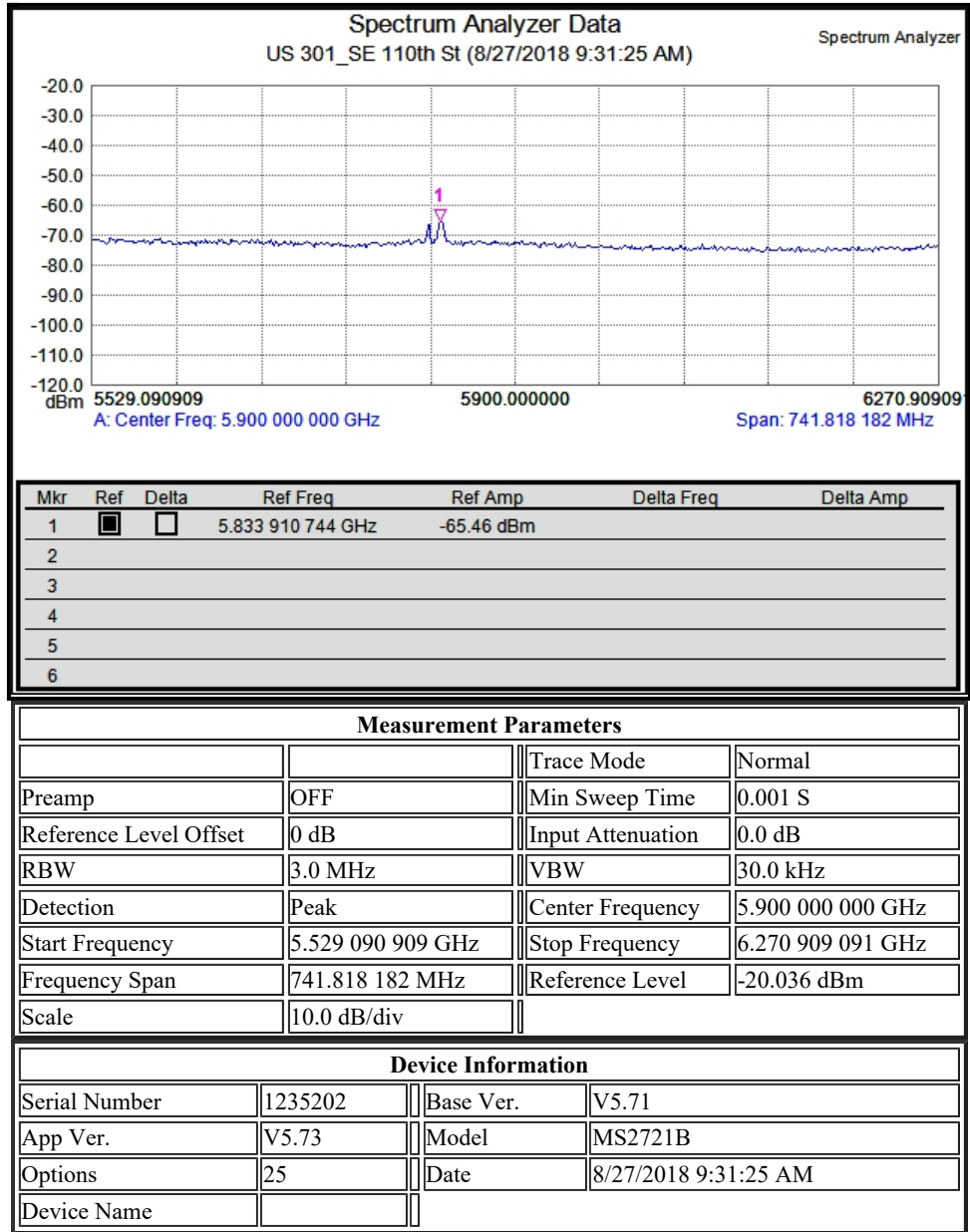
Prepared by: \_\_\_\_\_

Approved by: \_\_\_\_\_

# Spectrum Analyzer Test Sheet - US 301 at SE 110th

Prepared for: FDOT D5

Date: 8/27/2018 9:31:25 AM



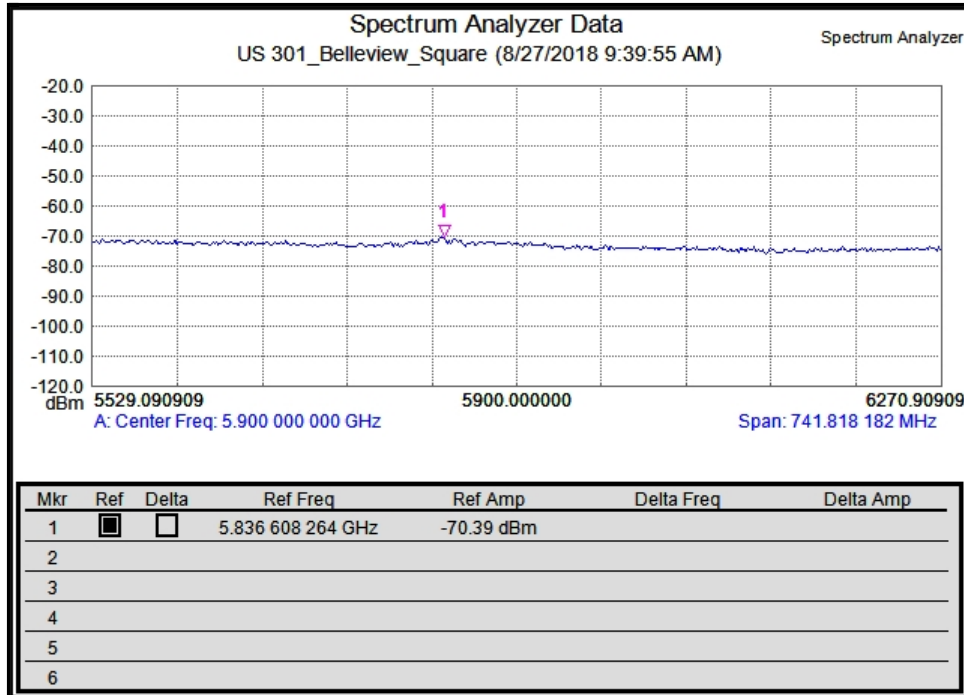
Prepared by: \_\_\_\_\_

Approved by: \_\_\_\_\_

# Spectrum Analyzer Test Sheet - US 301/Belleview Sq

Prepared for: FDOT D5

Date: 8/27/2018 9:39:55 AM



Measurement Parameters			
		Trace Mode	Normal
Preamp	OFF	Min Sweep Time	0.001 S
Reference Level Offset	0 dB	Input Attenuation	0.0 dB
RBW	3.0 MHz	VBW	30.0 kHz
Detection	Peak	Center Frequency	5.900 000 000 GHz
Start Frequency	5.529 090 909 GHz	Stop Frequency	6.270 909 091 GHz
Frequency Span	741.818 182 MHz	Reference Level	-20.036 dBm
Scale	10.0 dB/div		

Device Information			
Serial Number	1235202	Base Ver.	V5.71
App Ver.	V5.73	Model	MS2721B
Options	25	Date	8/27/2018 9:39:55 AM
Device Name			

Prepared by: \_\_\_\_\_

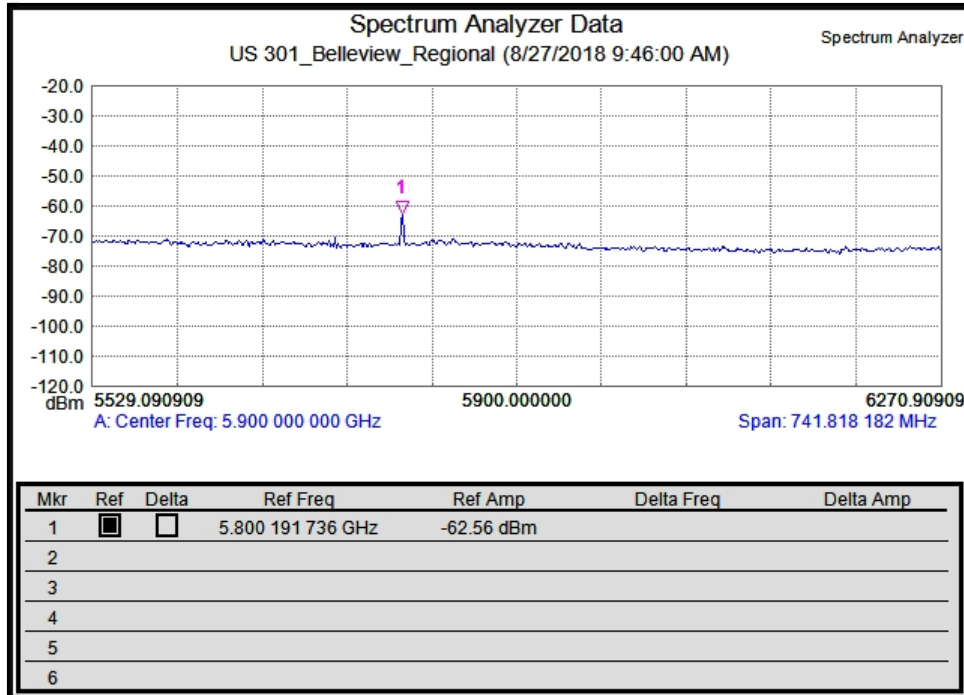
Approved by: \_\_\_\_\_



# Spectrum Analyzer Test Sheet-US 301/Belleview Reg

Prepared for: FDOT D5

Date: 8/27/2018 9:46:00 AM



Measurement Parameters			
		Trace Mode	Normal
Preamp	OFF	Min Sweep Time	0.001 S
Reference Level Offset	0 dB	Input Attenuation	0.0 dB
RBW	3.0 MHz	VBW	30.0 kHz
Detection	Peak	Center Frequency	5.900 000 000 GHz
Start Frequency	5.529 090 909 GHz	Stop Frequency	6.270 909 091 GHz
Frequency Span	741.818 182 MHz	Reference Level	-20.036 dBm
Scale	10.0 dB/div		

Device Information			
Serial Number	1235202	Base Ver.	V5.71
App Ver.	V5.73	Model	MS2721B
Options	25	Date	8/27/2018 9:46:00 AM
Device Name			

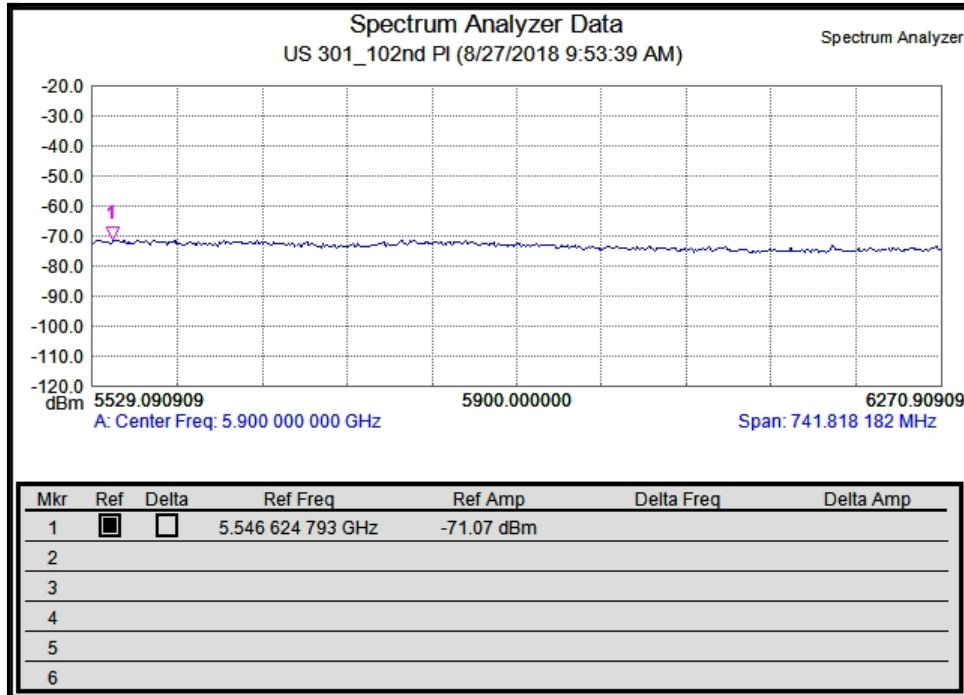
Prepared by: \_\_\_\_\_

Approved by: \_\_\_\_\_

# Spectrum Analyzer Test Sheet - US 301 at 102nd PI

Prepared for: FDOT D5

Date: 8/27/2018 9:53:39 AM



Measurement Parameters			
		Trace Mode	Normal
Preamp	OFF	Min Sweep Time	0.001 S
Reference Level Offset	0 dB	Input Attenuation	0.0 dB
RBW	3.0 MHz	VBW	30.0 kHz
Detection	Peak	Center Frequency	5.900 000 000 GHz
Start Frequency	5.529 090 909 GHz	Stop Frequency	6.270 909 091 GHz
Frequency Span	741.818 182 MHz	Reference Level	-20.036 dBm
Scale	10.0 dB/div		

Device Information			
Serial Number	1235202	Base Ver.	V5.71
App Ver.	V5.73	Model	MS2721B
Options	25	Date	8/27/2018 9:53:39 AM
Device Name			

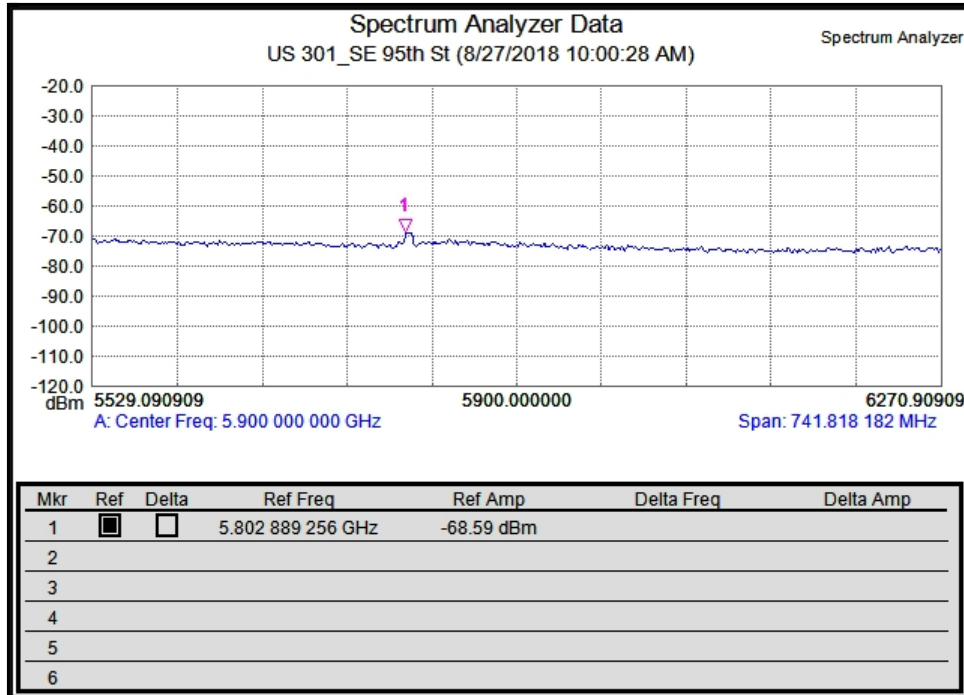
Prepared by: \_\_\_\_\_

Approved by: \_\_\_\_\_

# Spectrum Analyzer Test Sheet - US 301 at SE 95th

Prepared for: FDOT D5

Date: 8/27/2018 10:00:28 AM



Measurement Parameters			
		Trace Mode	Normal
Preamp	OFF	Min Sweep Time	0.001 S
Reference Level Offset	0 dB	Input Attenuation	0.0 dB
RBW	3.0 MHz	VBW	30.0 kHz
Detection	Peak	Center Frequency	5.900 000 000 GHz
Start Frequency	5.529 090 909 GHz	Stop Frequency	6.270 909 091 GHz
Frequency Span	741.818 182 MHz	Reference Level	-20.036 dBm
Scale	10.0 dB/div		

Device Information			
Serial Number	1235202	Base Ver.	V5.71
App Ver.	V5.73	Model	MS2721B
Options	25	Date	8/27/2018 10:00:28 AM
Device Name			

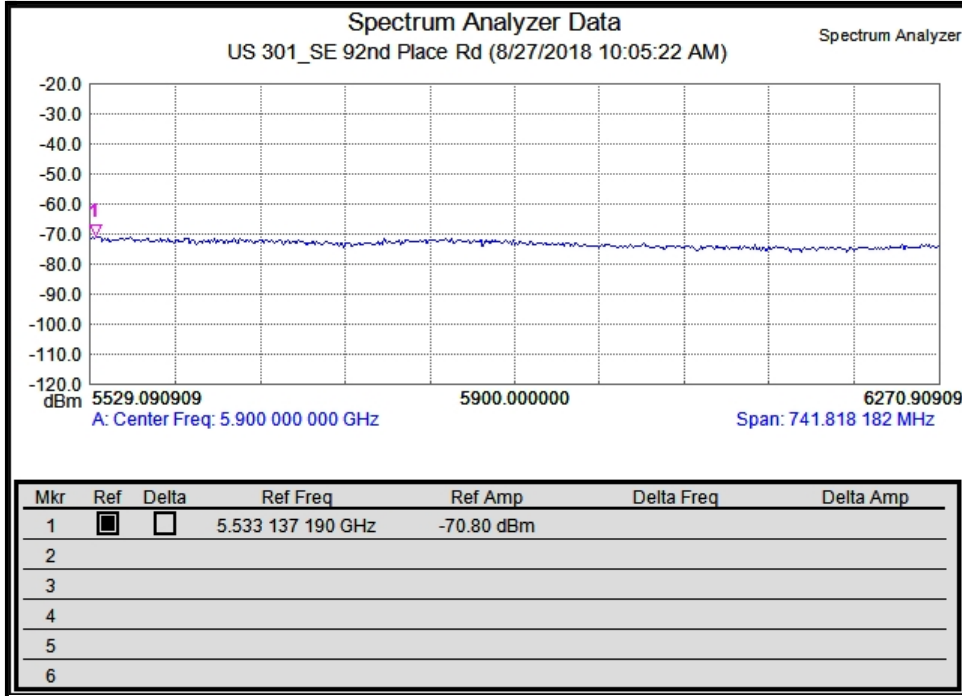
Prepared by: \_\_\_\_\_

Approved by: \_\_\_\_\_

# Spectrum Analyzer Test Sheet - US 301 at SE 92nd

Prepared for: FDOT D5

Date: 8/27/2018 10:05:22 AM



Measurement Parameters			
		Trace Mode	Normal
Preamp	OFF	Min Sweep Time	0.001 S
Reference Level Offset	0 dB	Input Attenuation	0.0 dB
RBW	3.0 MHz	VBW	30.0 kHz
Detection	Peak	Center Frequency	5.900 000 000 GHz
Start Frequency	5.529 090 909 GHz	Stop Frequency	6.270 909 091 GHz
Frequency Span	741.818 182 MHz	Reference Level	-20.036 dBm
Scale	10.0 dB/div		

Device Information			
Serial Number	1235202	Base Ver.	V5.71
App Ver.	V5.73	Model	MS2721B
Options	25	Date	8/27/2018 10:05:22 AM
Device Name			

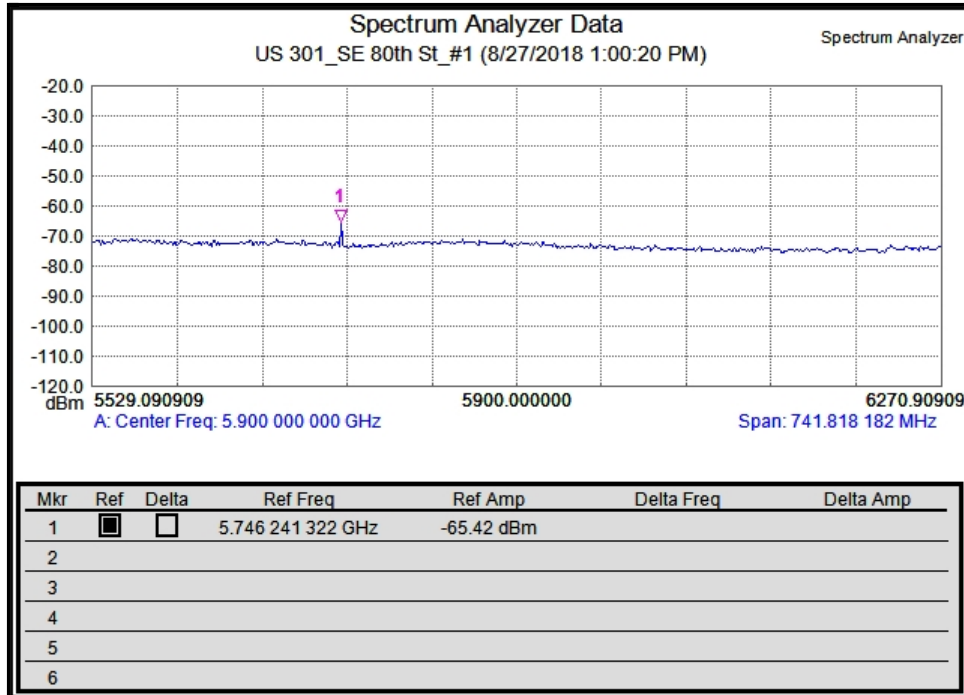
Prepared by: \_\_\_\_\_

Approved by: \_\_\_\_\_

# Spectrum Analyzer Test Sheet - US 301 at SE 80th

Prepared for: FDOT D5

Date: 8/27/2018 1:00:20 PM



Measurement Parameters			
		Trace Mode	Normal
Preamp	OFF	Min Sweep Time	0.001 S
Reference Level Offset	0 dB	Input Attenuation	0.0 dB
RBW	3.0 MHz	VBW	30.0 kHz
Detection	Peak	Center Frequency	5.900 000 000 GHz
Start Frequency	5.529 090 909 GHz	Stop Frequency	6.270 909 091 GHz
Frequency Span	741.818 182 MHz	Reference Level	-20.036 dBm
Scale	10.0 dB/div		

Device Information			
Serial Number	1235202	Base Ver.	V5.71
App Ver.	V5.73	Model	MS2721B
Options	25	Date	8/27/2018 1:00:20 PM
Device Name			

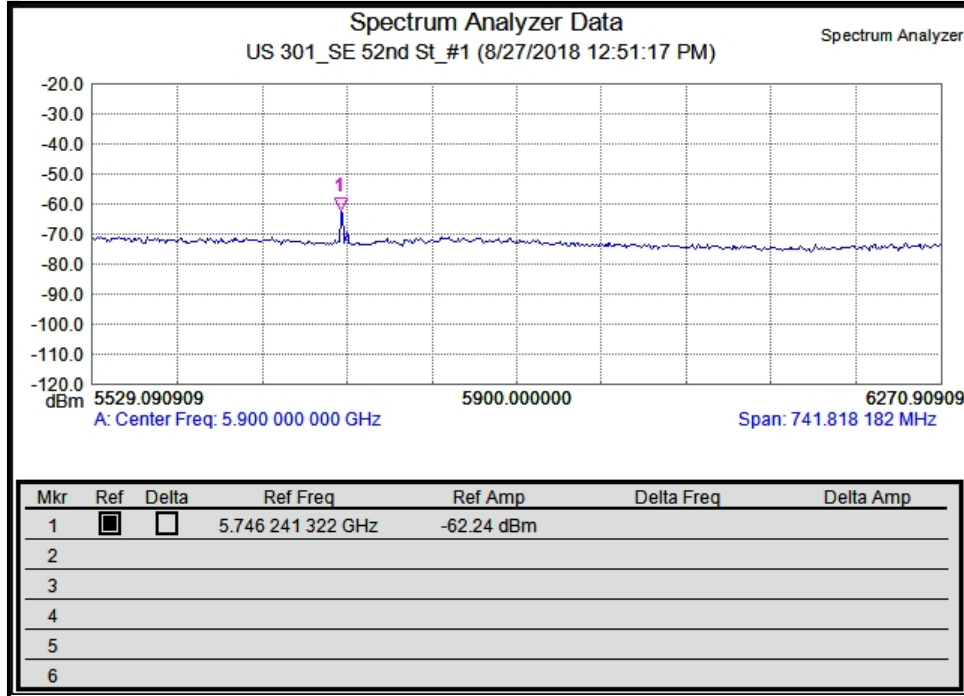
Prepared by: \_\_\_\_\_

Approved by: \_\_\_\_\_

# Spectrum Analyzer Test Sheet - US 301 at SE 52nd

Prepared for: FDOT D5

Date: 8/27/2018 12:51:17 PM



Measurement Parameters			
		Trace Mode	Normal
Preamp	OFF	Min Sweep Time	0.001 S
Reference Level Offset	0 dB	Input Attenuation	0.0 dB
RBW	3.0 MHz	VBW	30.0 kHz
Detection	Peak	Center Frequency	5.900 000 000 GHz
Start Frequency	5.529 090 909 GHz	Stop Frequency	6.270 909 091 GHz
Frequency Span	741.818 182 MHz	Reference Level	-20.036 dBm
Scale	10.0 dB/div		

Device Information			
Serial Number	1235202	Base Ver.	V5.71
App Ver.	V5.73	Model	MS2721B
Options	25	Date	8/27/2018 12:51:17 PM
Device Name			

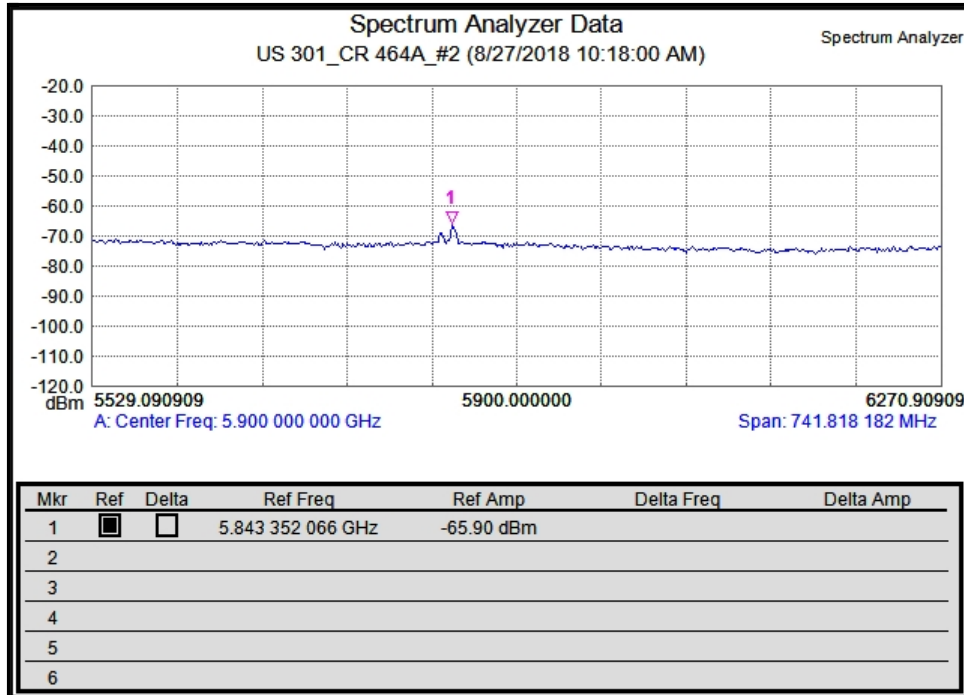
Prepared by: \_\_\_\_\_

Approved by: \_\_\_\_\_

# Spectrum Analyzer Test Sheet - US 301 at CR 464A

Prepared for: FDOT D5

Date: 8/27/2018 10:18:00 AM



Measurement Parameters			
		Trace Mode	Normal
Preamp	OFF	Min Sweep Time	0.001 S
Reference Level Offset	0 dB	Input Attenuation	0.0 dB
RBW	3.0 MHz	VBW	30.0 kHz
Detection	Peak	Center Frequency	5.900 000 000 GHz
Start Frequency	5.529 090 909 GHz	Stop Frequency	6.270 909 091 GHz
Frequency Span	741.818 182 MHz	Reference Level	-20.036 dBm
Scale	10.0 dB/div		

Device Information			
Serial Number	1235202	Base Ver.	V5.71
App Ver.	V5.73	Model	MS2721B
Options	25	Date	8/27/2018 10:18:00 AM
Device Name			

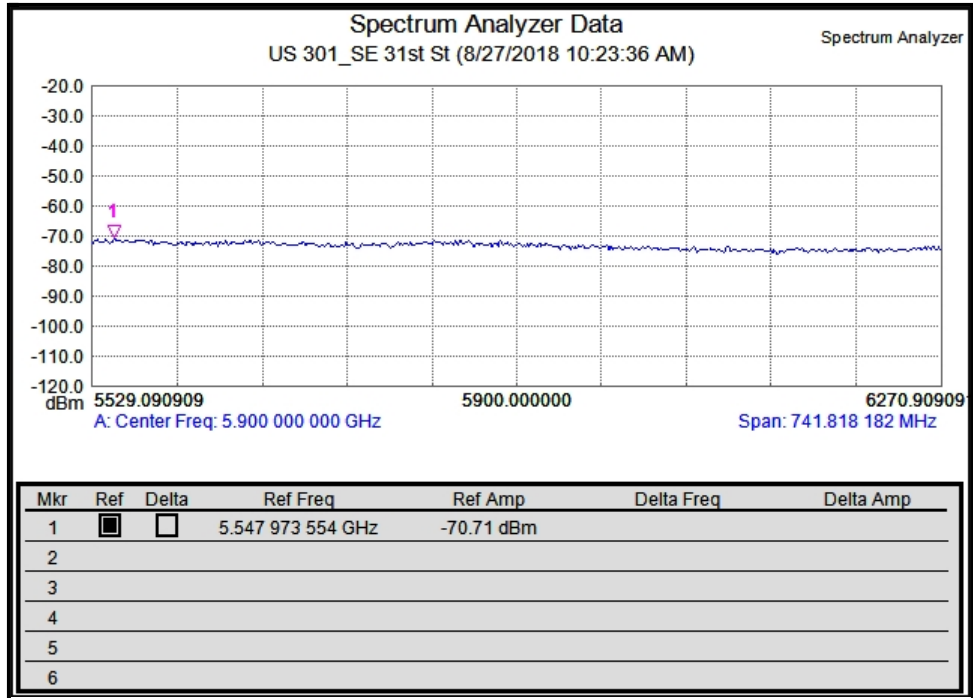
Prepared by: \_\_\_\_\_

Approved by: \_\_\_\_\_

# Spectrum Analyzer Test Sheet - US 301 at SE 31st

Prepared for: FDOT D5

Date: 8/27/2018 10:23:36 AM



Measurement Parameters			
		Trace Mode	Normal
Preamp	OFF	Min Sweep Time	0.001 S
Reference Level Offset	0 dB	Input Attenuation	0.0 dB
RBW	3.0 MHz	VBW	30.0 kHz
Detection	Peak	Center Frequency	5.900 000 000 GHz
Start Frequency	5.529 090 909 GHz	Stop Frequency	6.270 909 091 GHz
Frequency Span	741.818 182 MHz	Reference Level	-20.036 dBm
Scale	10.0 dB/div		

Device Information			
Serial Number	1235202	Base Ver.	V5.71
App Ver.	V5.73	Model	MS2721B
Options	25	Date	8/27/2018 10:23:36 AM
Device Name			

Prepared by: \_\_\_\_\_

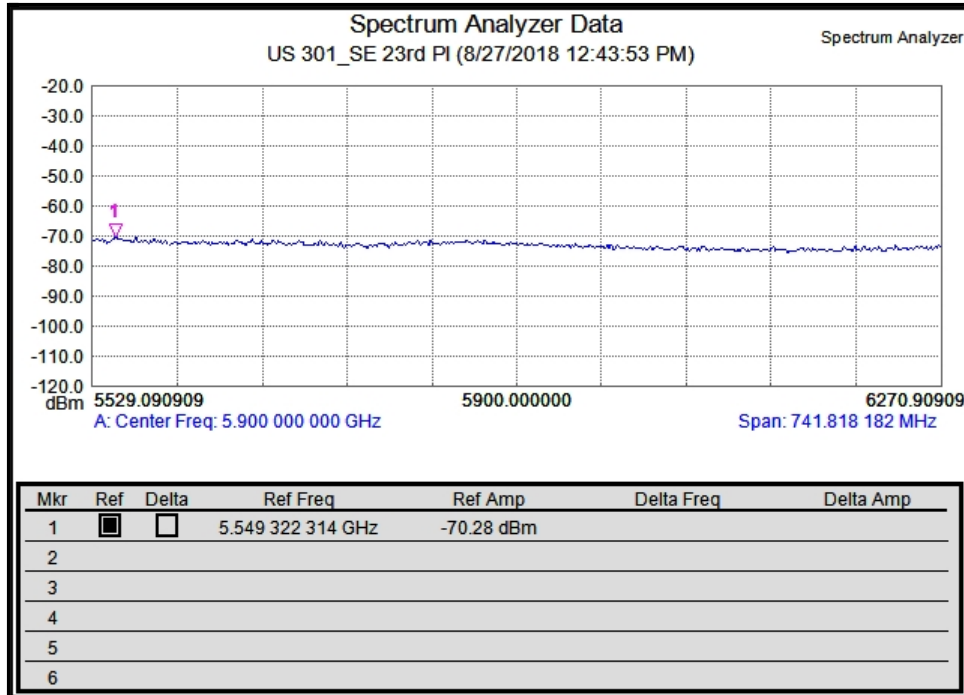
Approved by: \_\_\_\_\_



# Spectrum Analyzer Test Sheet - US 301 at SE 23rd

Prepared for: FDOT D5

Date: 8/27/2018 12:43:53 PM



Measurement Parameters			
		Trace Mode	Normal
Preamp	OFF	Min Sweep Time	0.001 S
Reference Level Offset	0 dB	Input Attenuation	0.0 dB
RBW	3.0 MHz	VBW	30.0 kHz
Detection	Peak	Center Frequency	5.900 000 000 GHz
Start Frequency	5.529 090 909 GHz	Stop Frequency	6.270 909 091 GHz
Frequency Span	741.818 182 MHz	Reference Level	-20.036 dBm
Scale	10.0 dB/div		

Device Information			
Serial Number	1235202	Base Ver.	V5.71
App Ver.	V5.73	Model	MS2721B
Options	25	Date	8/27/2018 12:43:53 PM
Device Name			

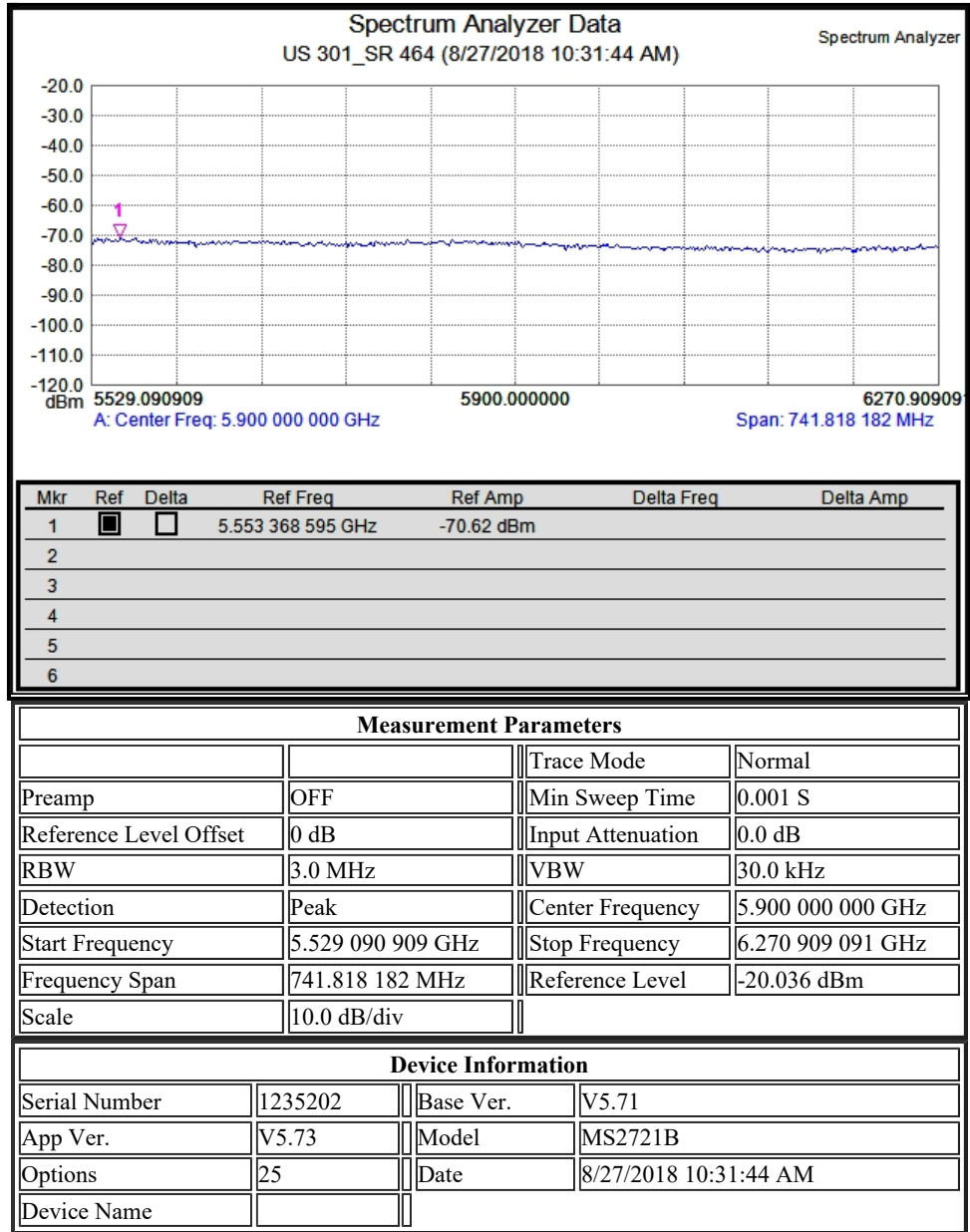
Prepared by: \_\_\_\_\_

Approved by: \_\_\_\_\_

# Spectrum Analyzer Test Sheet - US 301 at SR 464

Prepared for: FDOT D5

Date: 8/27/2018 10:31:44 AM



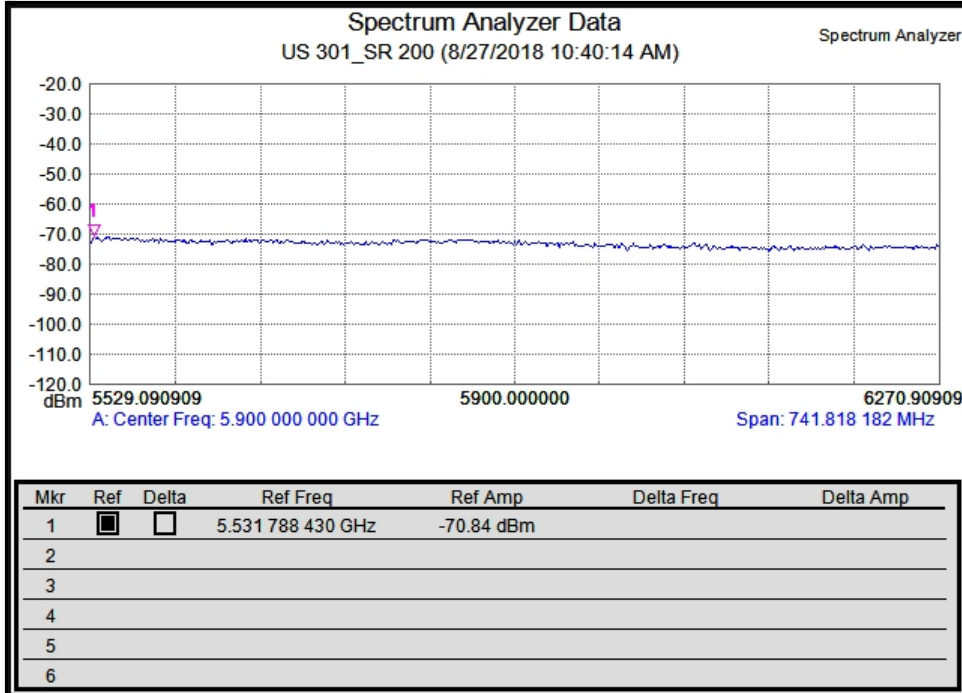
Prepared by: \_\_\_\_\_

Approved by: \_\_\_\_\_

# Spectrum Analyzer Test Sheet - US 301 at SR 200

Prepared for: FDOT D5

Date: 8/27/2018 10:40:14 AM



Measurement Parameters			
		Trace Mode	Normal
Preamp	OFF	Min Sweep Time	0.001 S
Reference Level Offset	0 dB	Input Attenuation	0.0 dB
RBW	3.0 MHz	VBW	30.0 kHz
Detection	Peak	Center Frequency	5.900 000 000 GHz
Start Frequency	5.529 090 909 GHz	Stop Frequency	6.270 909 091 GHz
Frequency Span	741.818 182 MHz	Reference Level	-20.036 dBm
Scale	10.0 dB/div		

Device Information			
Serial Number	1235202	Base Ver.	V5.71
App Ver.	V5.73	Model	MS2721B
Options	25	Date	8/27/2018 10:40:14 AM
Device Name			

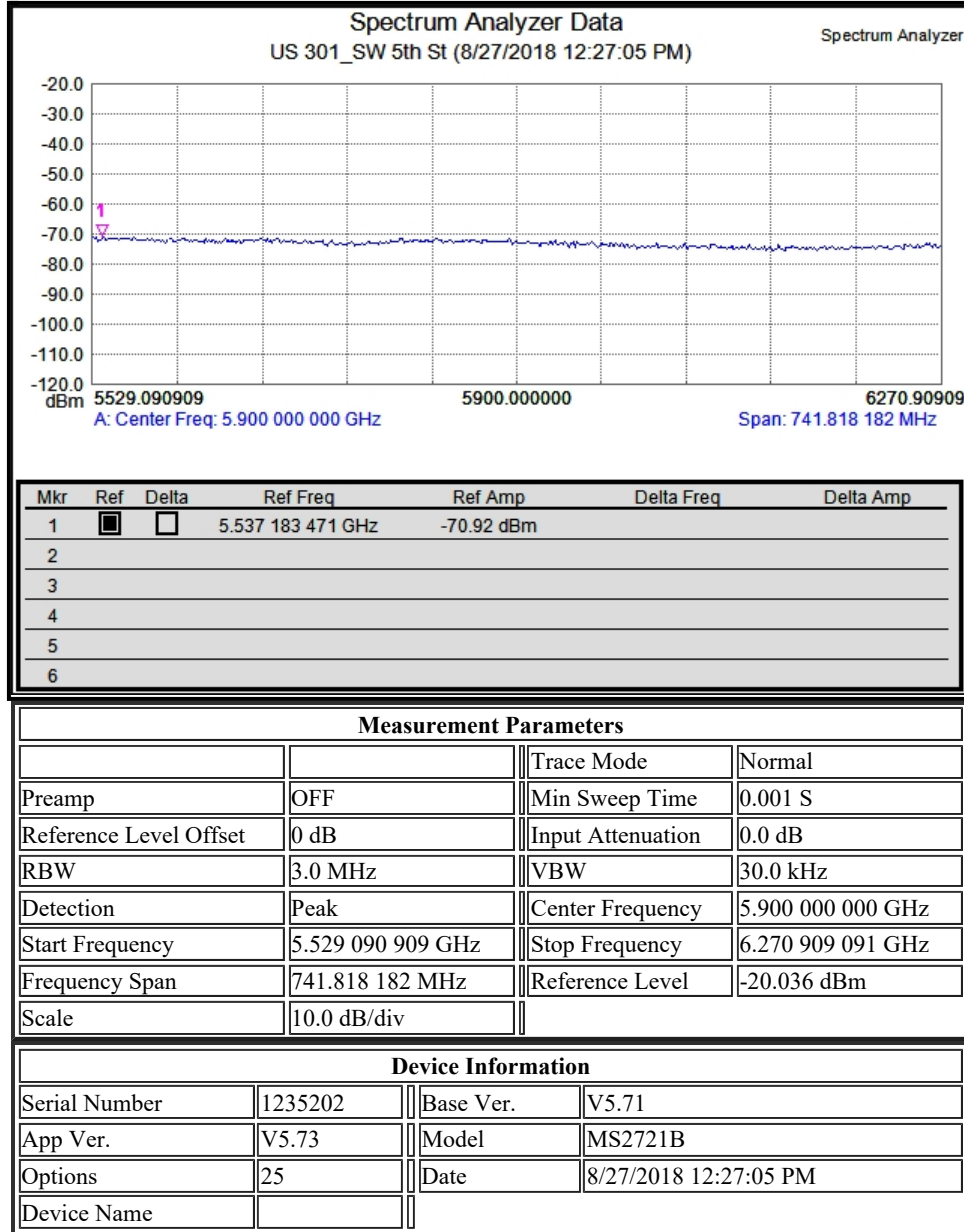
Prepared by: \_\_\_\_\_

Approved by: \_\_\_\_\_

# Spectrum Analyzer Test Sheet - US 301 at SW 5th

Prepared for: FDOT D5

Date: 8/27/2018 12:27:05 PM

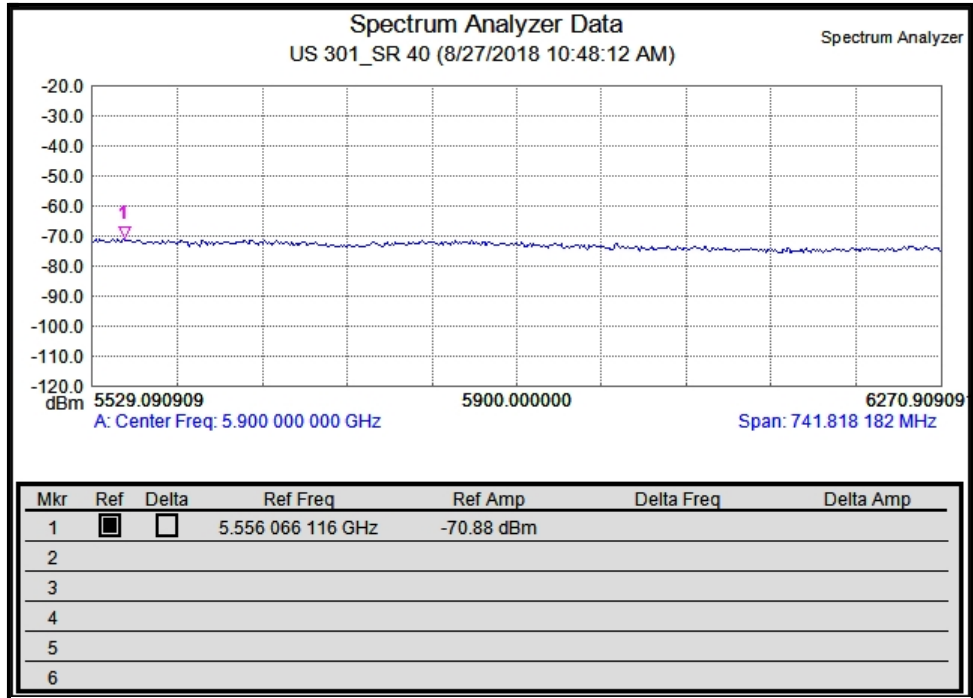


Approved by: \_\_\_\_\_

# Spectrum Analyzer Test Sheet - US 301 at SR 40

Prepared for: FDOT D5

Date: 8/27/2018 10:48:12 AM



Measurement Parameters			
		Trace Mode	Normal
Preamp	OFF	Min Sweep Time	0.001 S
Reference Level Offset	0 dB	Input Attenuation	0.0 dB
RBW	3.0 MHz	VBW	30.0 kHz
Detection	Peak	Center Frequency	5.900 000 000 GHz
Start Frequency	5.529 090 909 GHz	Stop Frequency	6.270 909 091 GHz
Frequency Span	741.818 182 MHz	Reference Level	-20.036 dBm
Scale	10.0 dB/div		

Device Information			
Serial Number	1235202	Base Ver.	V5.71
App Ver.	V5.73	Model	MS2721B
Options	25	Date	8/27/2018 10:48:12 AM
Device Name			

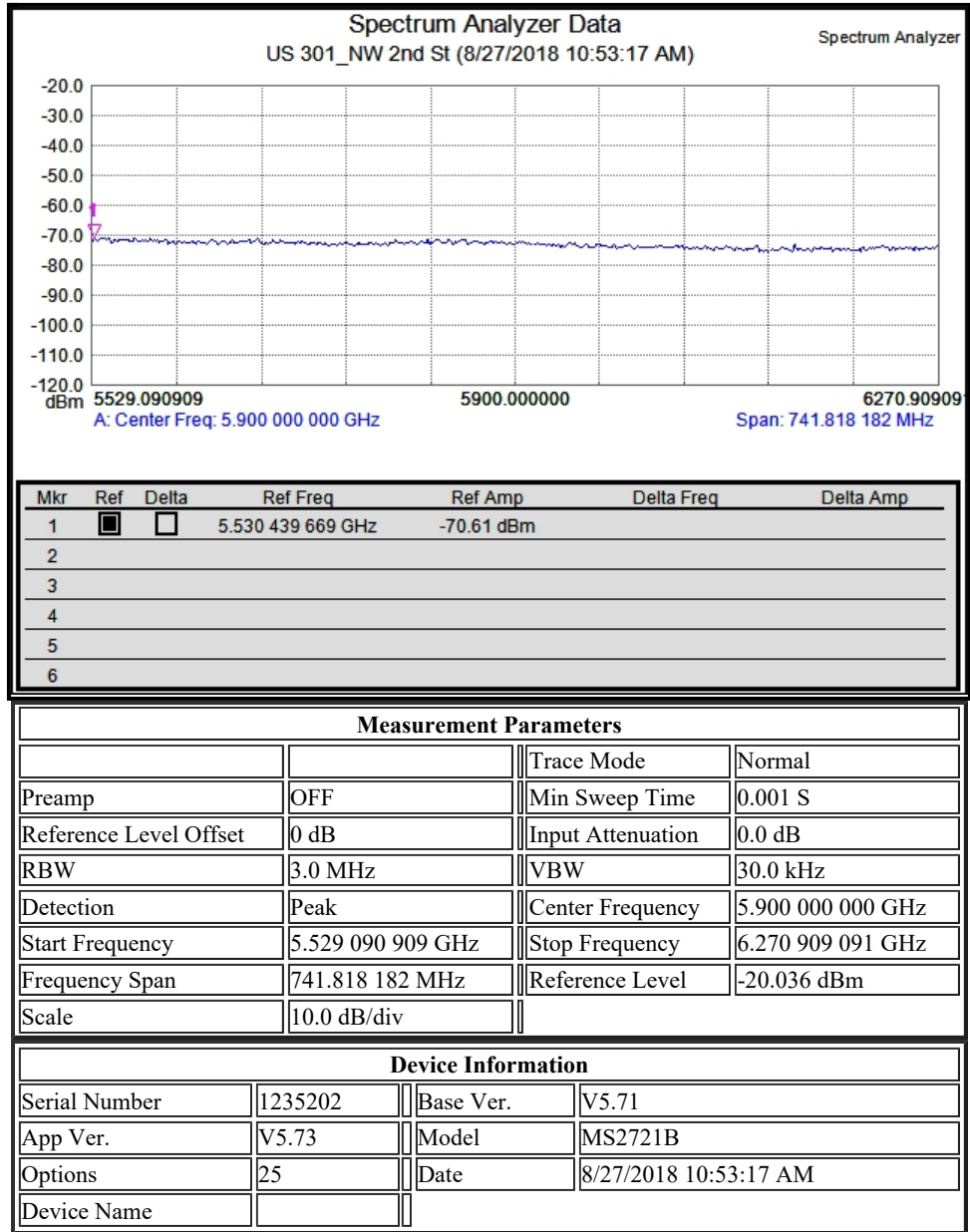
Prepared by: \_\_\_\_\_

Approved by: \_\_\_\_\_

# Spectrum Analyzer Test Sheet - US 301 at NW 2nd St

Prepared for: FDOT D5

Date: 8/27/2018 10:53:17 AM



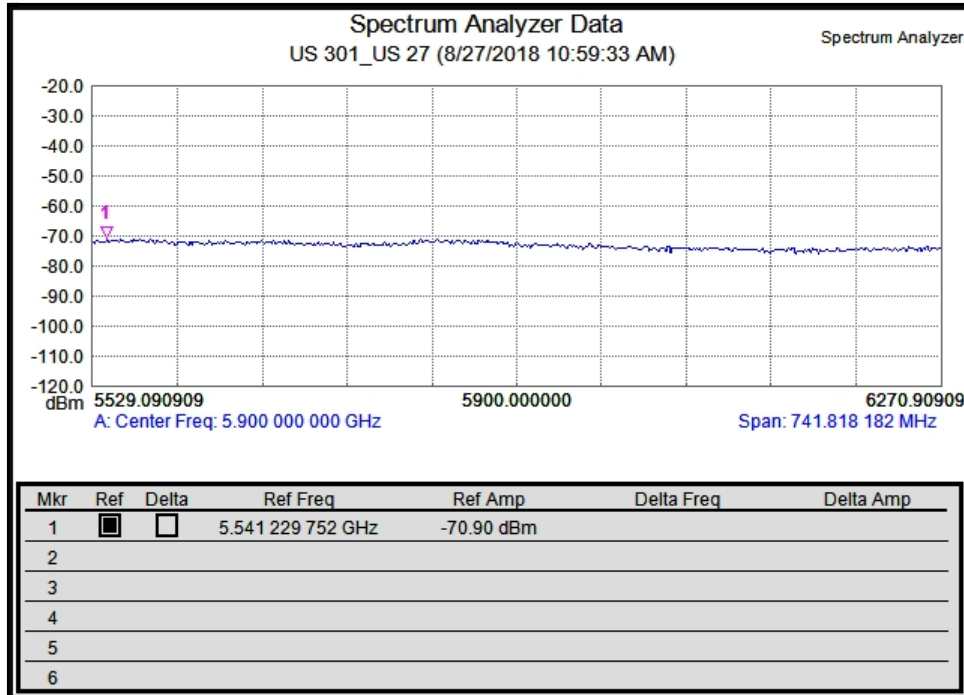
Prepared by: \_\_\_\_\_

Approved by: \_\_\_\_\_

# Spectrum Analyzer Test Sheet - US 301 at US 27

Prepared for: FDOT D5

Date: 8/27/2018 10:59:33 AM



Measurement Parameters			
		Trace Mode	Normal
Preamp	OFF	Min Sweep Time	0.001 S
Reference Level Offset	0 dB	Input Attenuation	0.0 dB
RBW	3.0 MHz	VBW	30.0 kHz
Detection	Peak	Center Frequency	5.900 000 000 GHz
Start Frequency	5.529 090 909 GHz	Stop Frequency	6.270 909 091 GHz
Frequency Span	741.818 182 MHz	Reference Level	-20.036 dBm
Scale	10.0 dB/div		

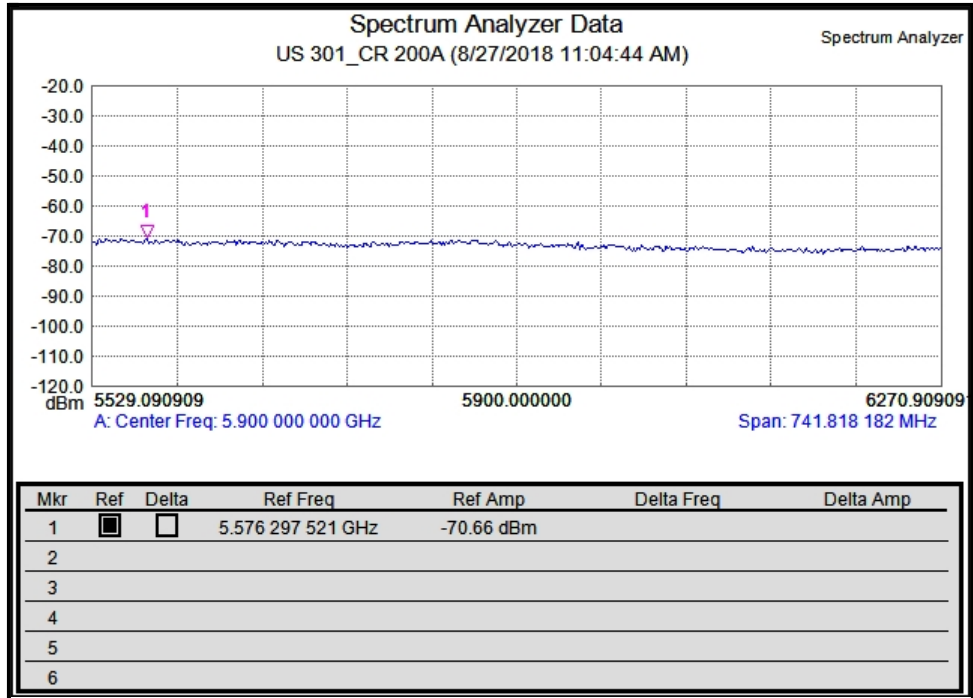
Device Information			
Serial Number	1235202	Base Ver.	V5.71
App Ver.	V5.73	Model	MS2721B
Options	25	Date	8/27/2018 10:59:33 AM
Device Name			

Approved by: \_\_\_\_\_

# Spectrum Analyzer Test Sheet - US 301 at CR 200A

Prepared for: FDOT D5

Date: 8/27/2018 11:04:44 AM



Measurement Parameters			
		Trace Mode	Normal
Preamp	OFF	Min Sweep Time	0.001 S
Reference Level Offset	0 dB	Input Attenuation	0.0 dB
RBW	3.0 MHz	VBW	30.0 kHz
Detection	Peak	Center Frequency	5.900 000 000 GHz
Start Frequency	5.529 090 909 GHz	Stop Frequency	6.270 909 091 GHz
Frequency Span	741.818 182 MHz	Reference Level	-20.036 dBm
Scale	10.0 dB/div		

Device Information			
Serial Number	1235202	Base Ver.	V5.71
App Ver.	V5.73	Model	MS2721B
Options	25	Date	8/27/2018 11:04:44 AM
Device Name			

Prepared by: \_\_\_\_\_

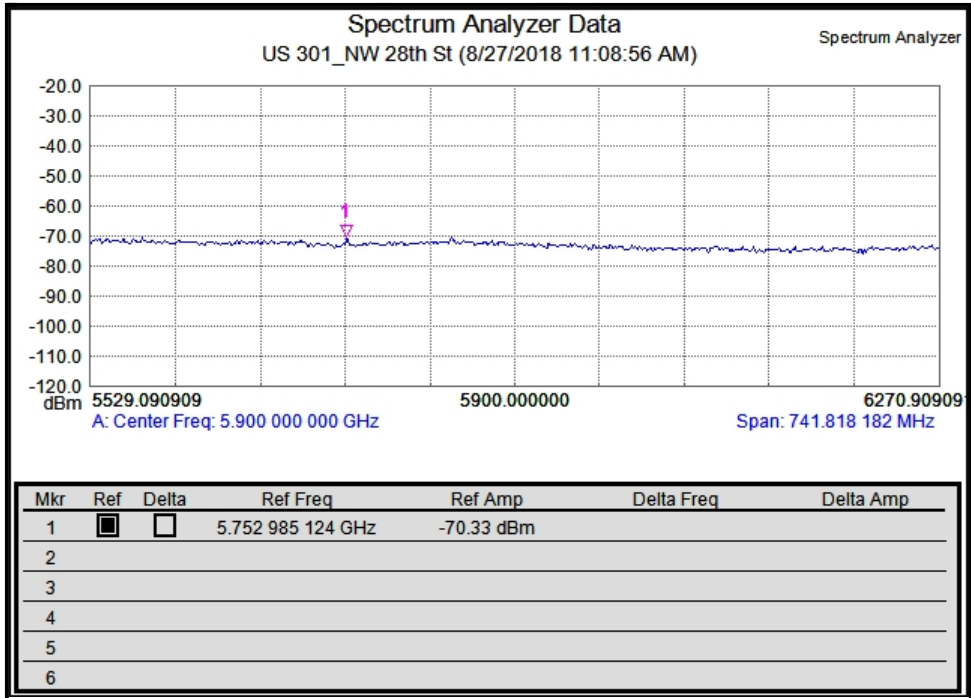
Approved by: \_\_\_\_\_



# Spectrum Analyzer Test Sheet - US 301 at NW 28th

Prepared for: FDOT D5

Date: 8/27/2018 11:08:56 AM



Measurement Parameters			
		Trace Mode	Normal
Preamp	OFF	Min Sweep Time	0.001 S
Reference Level Offset	0 dB	Input Attenuation	0.0 dB
RBW	3.0 MHz	VBW	30.0 kHz
Detection	Peak	Center Frequency	5.900 000 000 GHz
Start Frequency	5.529 090 909 GHz	Stop Frequency	6.270 909 091 GHz
Frequency Span	741.818 182 MHz	Reference Level	-20.036 dBm
Scale	10.0 dB/div		

Device Information			
Serial Number	1235202	Base Ver.	V5.71
App Ver.	V5.73	Model	MS2721B
Options	25	Date	8/27/2018 11:08:56 AM
Device Name			

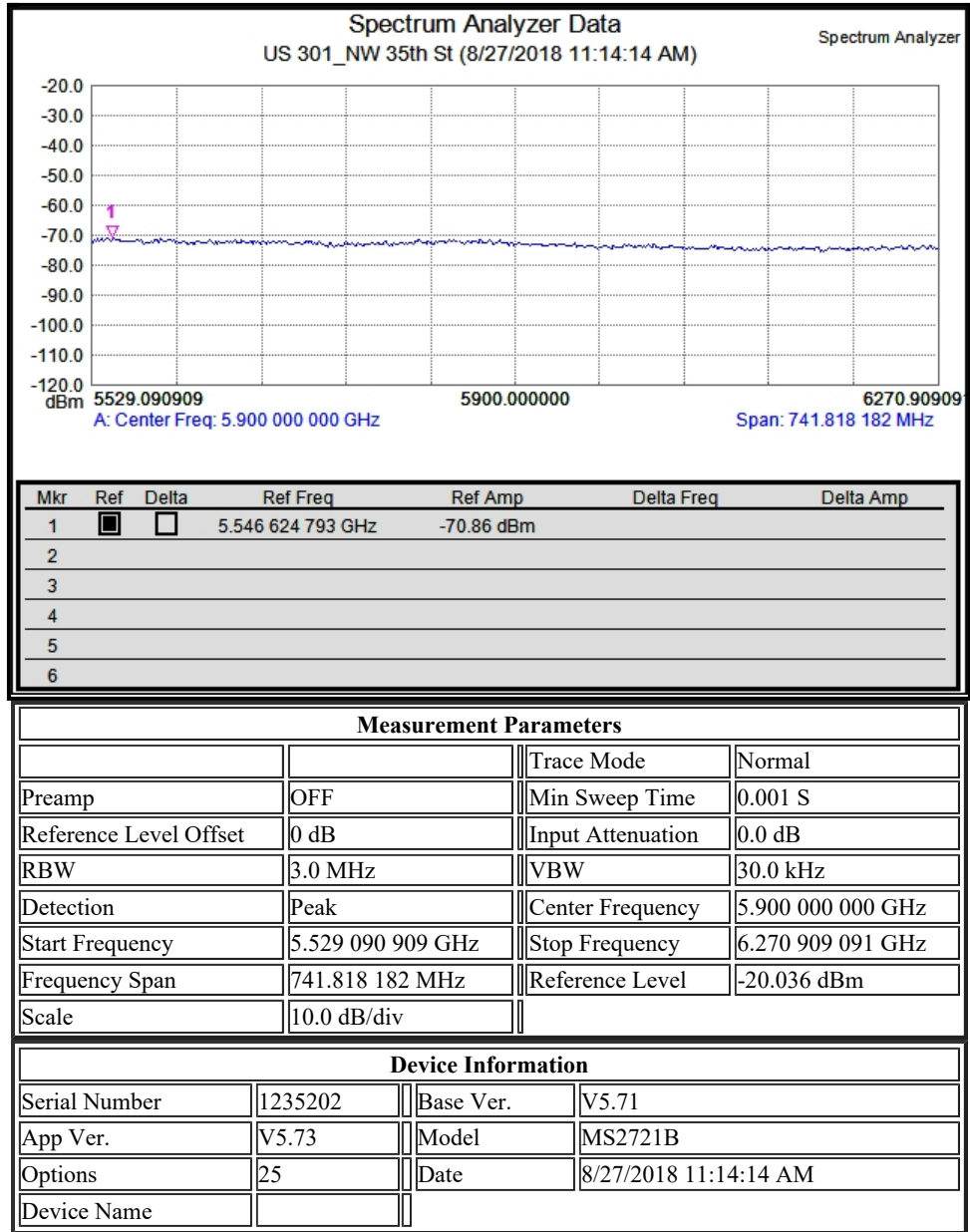
Prepared by: \_\_\_\_\_

Approved by: \_\_\_\_\_

# Spectrum Analyzer Test Sheet - US 301 at NW 35th

Prepared for: FDOT D5

Date: 8/27/2018 11:14:14 AM



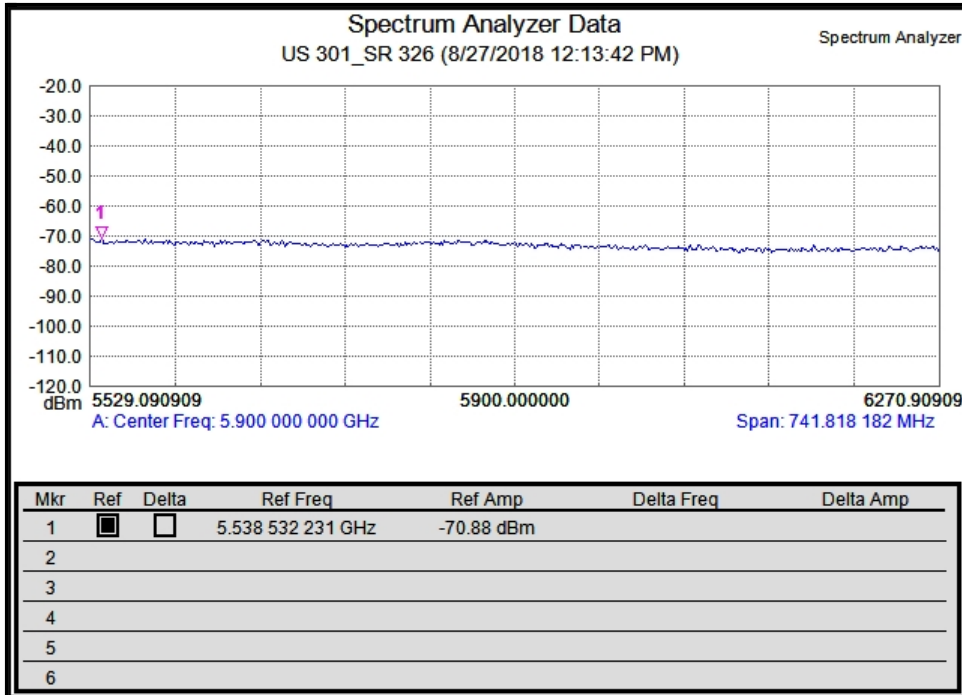
Prepared by: \_\_\_\_\_

Approved by: \_\_\_\_\_

# Spectrum Analyzer Test Sheet - US 301 at SR 326

Prepared for: FDOT D5

Date: 8/27/2018 12:13:42 PM



Measurement Parameters			
		Trace Mode	Normal
Preamp	OFF	Min Sweep Time	0.001 S
Reference Level Offset	0 dB	Input Attenuation	0.0 dB
RBW	3.0 MHz	VBW	30.0 kHz
Detection	Peak	Center Frequency	5.900 000 000 GHz
Start Frequency	5.529 090 909 GHz	Stop Frequency	6.270 909 091 GHz
Frequency Span	741.818 182 MHz	Reference Level	-20.036 dBm
Scale	10.0 dB/div		

Device Information			
Serial Number	1235202	Base Ver.	V5.71
App Ver.	V5.73	Model	MS2721B
Options	25	Date	8/27/2018 12:13:42 PM
Device Name			

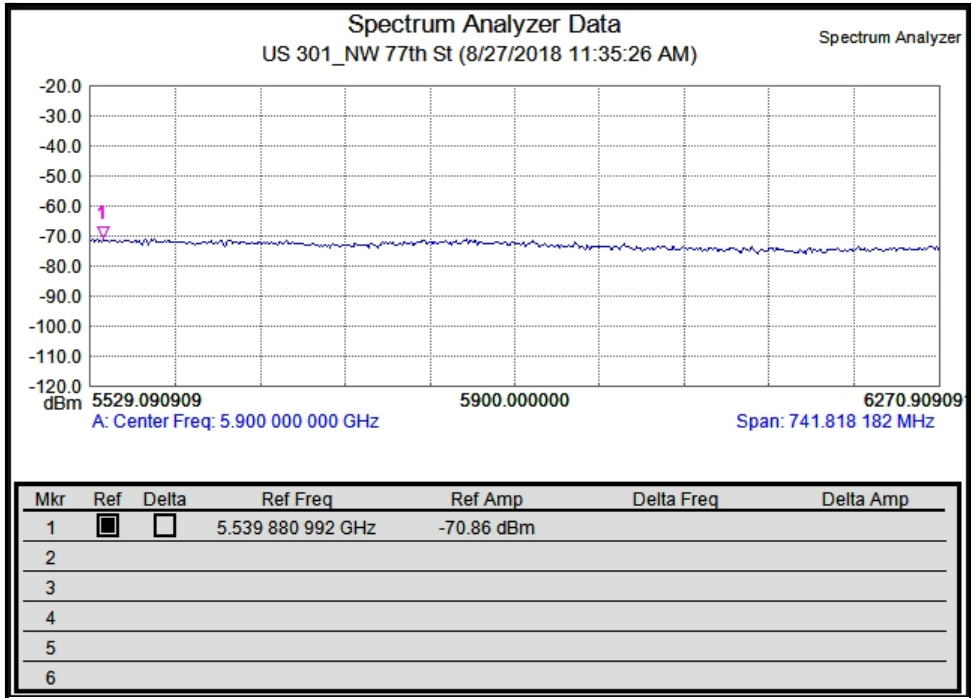
Prepared by: \_\_\_\_\_

Approved by: \_\_\_\_\_

# Spectrum Analyzer Test Sheet - US 301 at NW 77th

Prepared for: FDOT D5

Date: 8/27/2018 11:35:26 AM



Measurement Parameters			
		Trace Mode	Normal
Preamp	OFF	Min Sweep Time	0.001 S
Reference Level Offset	0 dB	Input Attenuation	0.0 dB
RBW	3.0 MHz	VBW	30.0 kHz
Detection	Peak	Center Frequency	5.900 000 000 GHz
Start Frequency	5.529 090 909 GHz	Stop Frequency	6.270 909 091 GHz
Frequency Span	741.818 182 MHz	Reference Level	-20.036 dBm
Scale	10.0 dB/div		

Device Information			
Serial Number	1235202	Base Ver.	V5.71
App Ver.	V5.73	Model	MS2721B
Options	25	Date	8/27/2018 11:35:26 AM
Device Name			

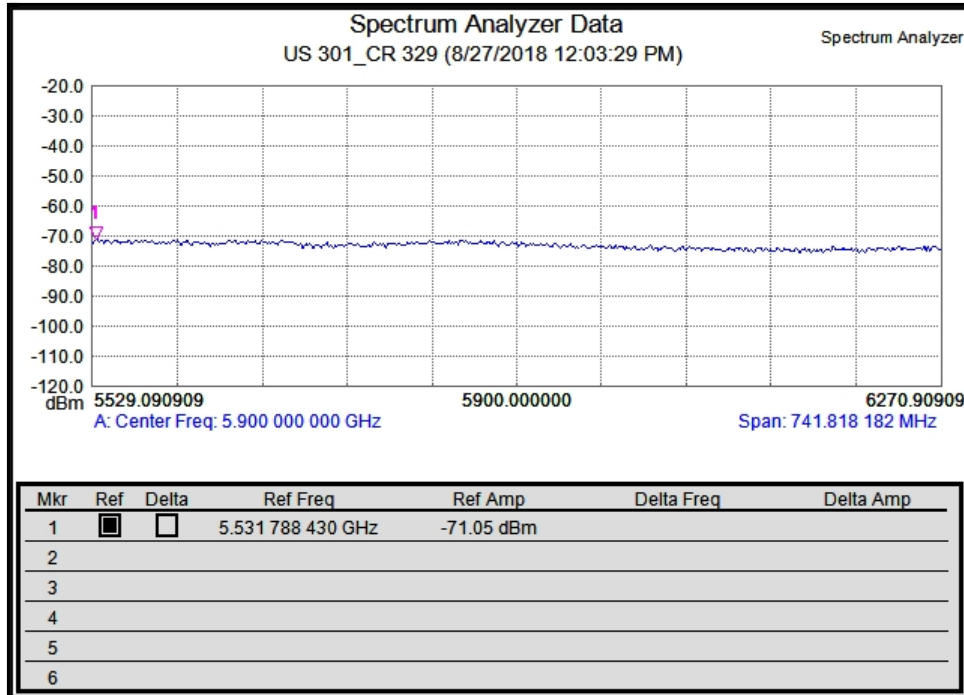
Prepared by: \_\_\_\_\_

Approved by: \_\_\_\_\_

# Spectrum Analyzer Test Sheet - US 301 at CR 329

Prepared for: FDOT D5

Date: 8/27/2018 12:03:29 PM



Measurement Parameters			
		Trace Mode	Normal
Preamp	OFF	Min Sweep Time	0.001 S
Reference Level Offset	0 dB	Input Attenuation	0.0 dB
RBW	3.0 MHz	VBW	30.0 kHz
Detection	Peak	Center Frequency	5.900 000 000 GHz
Start Frequency	5.529 090 909 GHz	Stop Frequency	6.270 909 091 GHz
Frequency Span	741.818 182 MHz	Reference Level	-20.036 dBm
Scale	10.0 dB/div		

Device Information			
Serial Number	1235202	Base Ver.	V5.71
App Ver.	V5.73	Model	MS2721B
Options	25	Date	8/27/2018 12:03:29 PM
Device Name			

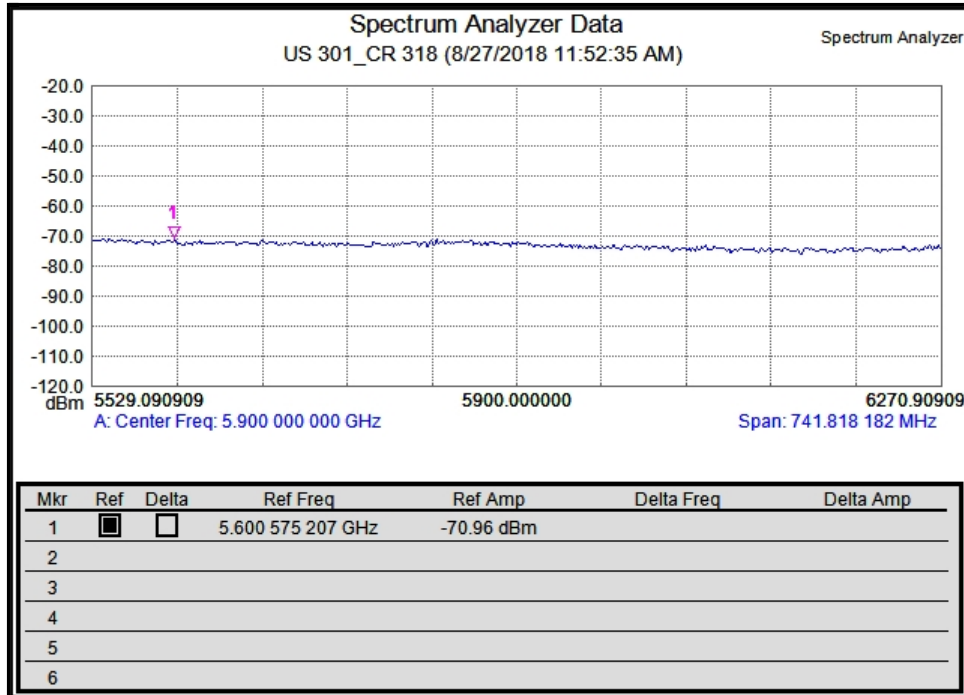
Prepared by: \_\_\_\_\_

Approved by: \_\_\_\_\_

# Spectrum Analyzer Test Sheet - US 301 at CR 318

Prepared for: FDOT D5

Date: 8/27/2018 11:52:35 AM



Measurement Parameters			
		Trace Mode	Normal
Preamp	OFF	Min Sweep Time	0.001 S
Reference Level Offset	0 dB	Input Attenuation	0.0 dB
RBW	3.0 MHz	VBW	30.0 kHz
Detection	Peak	Center Frequency	5.900 000 000 GHz
Start Frequency	5.529 090 909 GHz	Stop Frequency	6.270 909 091 GHz
Frequency Span	741.818 182 MHz	Reference Level	-20.036 dBm
Scale	10.0 dB/div		

Device Information			
Serial Number	1235202	Base Ver.	V5.71
App Ver.	V5.73	Model	MS2721B
Options	25	Date	8/27/2018 11:52:35 AM
Device Name			

Prepared by: \_\_\_\_\_

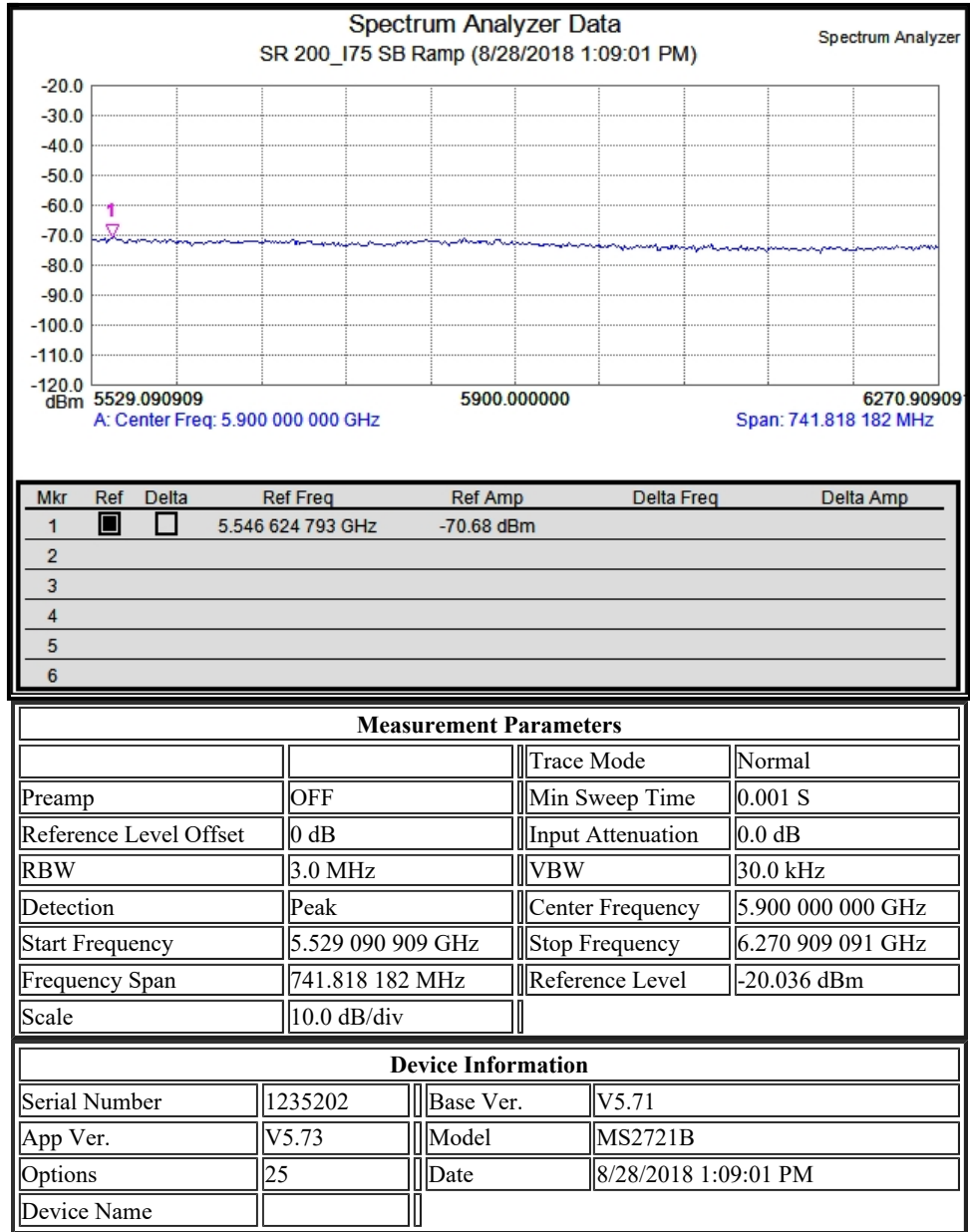
Approved by: \_\_\_\_\_

**SPECTRUM ANALYZER TEST SHEETS**  
**CORRIDOR: SR 200**

# Spectrum Analyzer Test Sheet - SR 200 at I75 SB Rp

Prepared for: FDOT D5

Date: 8/28/2018 1:09:01 PM



Prepared by: \_\_\_\_\_

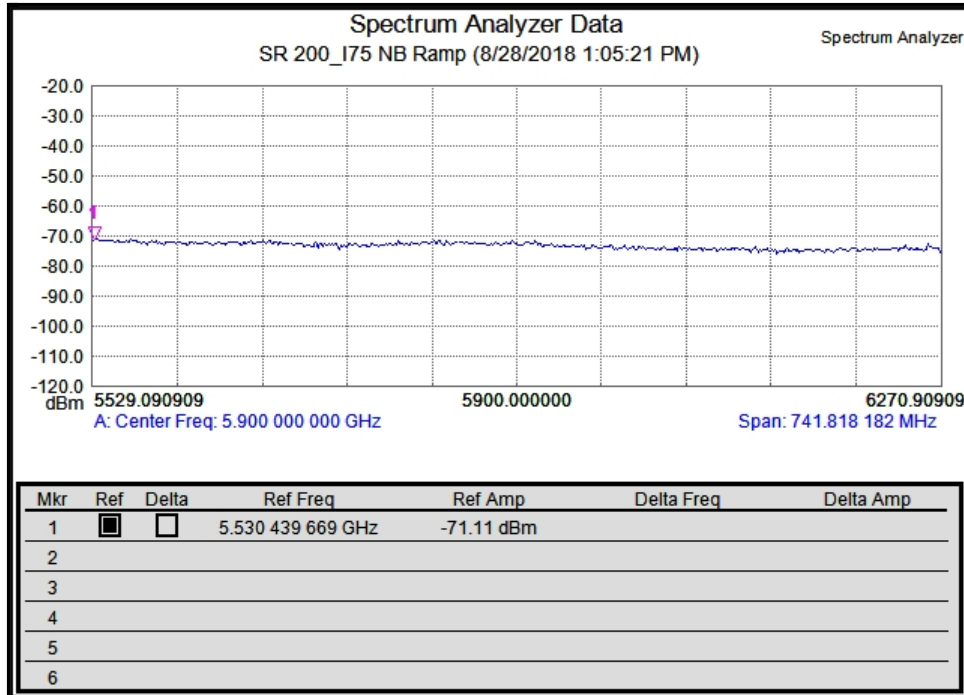
Approved by: \_\_\_\_\_



# Spectrum Analyzer Test Sheet - SR 200 at I75 NB Rp

Prepared for: FDOT D5

Date: 8/28/2018 1:05:21 PM



Measurement Parameters			
		Trace Mode	Normal
Preamp	OFF	Min Sweep Time	0.001 S
Reference Level Offset	0 dB	Input Attenuation	0.0 dB
RBW	3.0 MHz	VBW	30.0 kHz
Detection	Peak	Center Frequency	5.900 000 000 GHz
Start Frequency	5.529 090 909 GHz	Stop Frequency	6.270 909 091 GHz
Frequency Span	741.818 182 MHz	Reference Level	-20.036 dBm
Scale	10.0 dB/div		

Device Information			
Serial Number	1235202	Base Ver.	V5.71
App Ver.	V5.73	Model	MS2721B
Options	25	Date	8/28/2018 1:05:21 PM
Device Name			

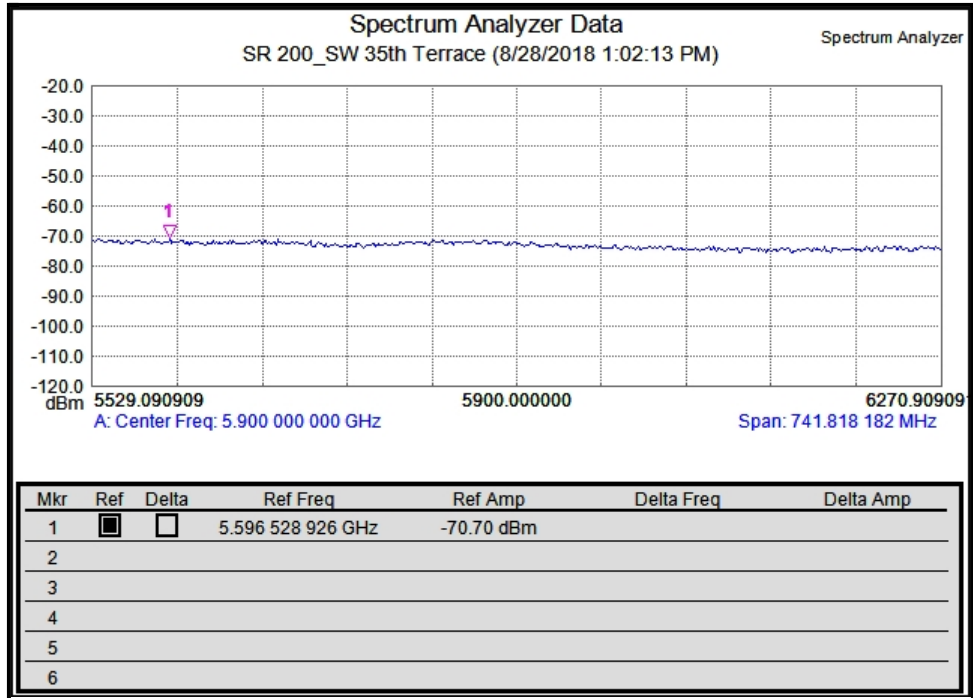
Prepared by: \_\_\_\_\_

Approved by: \_\_\_\_\_

# Spectrum Analyzer Test Sheet-SR 200 at SW 35th Ter

Prepared for: FDOT D5

Date: 8/28/2018 1:02:13 PM



Measurement Parameters			
		Trace Mode	Normal
Preamp	OFF	Min Sweep Time	0.001 S
Reference Level Offset	0 dB	Input Attenuation	0.0 dB
RBW	3.0 MHz	VBW	30.0 kHz
Detection	Peak	Center Frequency	5.900 000 000 GHz
Start Frequency	5.529 090 909 GHz	Stop Frequency	6.270 909 091 GHz
Frequency Span	741.818 182 MHz	Reference Level	-20.036 dBm
Scale	10.0 dB/div		

Device Information			
Serial Number	1235202	Base Ver.	V5.71
App Ver.	V5.73	Model	MS2721B
Options	25	Date	8/28/2018 1:02:13 PM
Device Name			

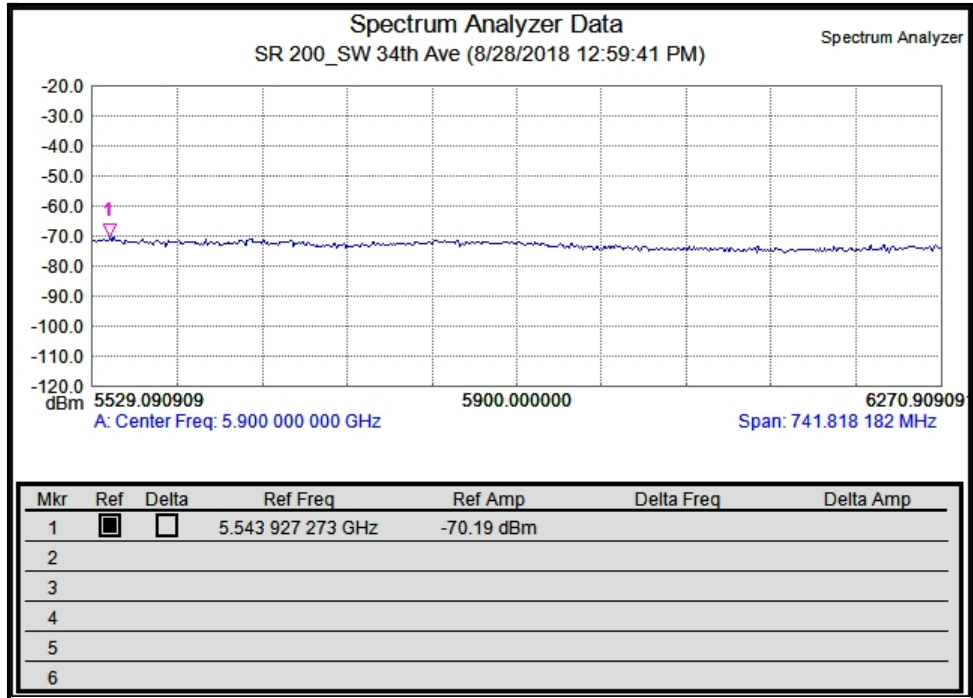
Prepared by: \_\_\_\_\_

Approved by: \_\_\_\_\_

# Spectrum Analyzer Test Sheet-SR 200 at SW 34th Av

Prepared for: FDOT D5

Date: 8/28/2018 12:59:41 PM



Measurement Parameters			
		Trace Mode	Normal
Preamp	OFF	Min Sweep Time	0.001 S
Reference Level Offset	0 dB	Input Attenuation	0.0 dB
RBW	3.0 MHz	VBW	30.0 kHz
Detection	Peak	Center Frequency	5.900 000 000 GHz
Start Frequency	5.529 090 909 GHz	Stop Frequency	6.270 909 091 GHz
Frequency Span	741.818 182 MHz	Reference Level	-20.036 dBm
Scale	10.0 dB/div		

Device Information			
Serial Number	1235202	Base Ver.	V5.71
App Ver.	V5.73	Model	MS2721B
Options	25	Date	8/28/2018 12:59:41 PM
Device Name			

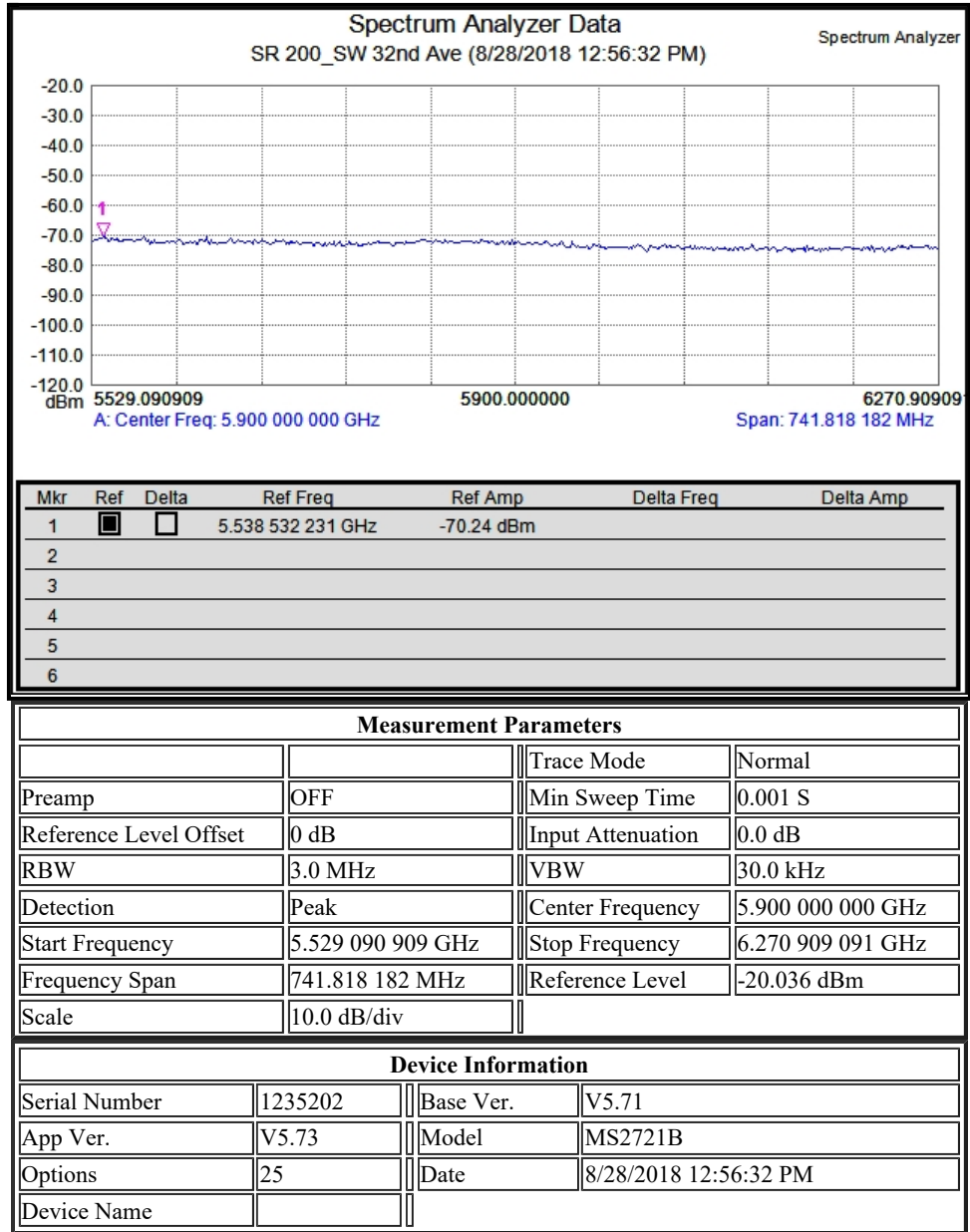
Prepared by: \_\_\_\_\_

Approved by: \_\_\_\_\_

# Spectrum Analyzer Test Sheet-SR 200 at SW 32nd Av

Prepared for: FDOT D5

Date: 8/28/2018 12:56:32 PM



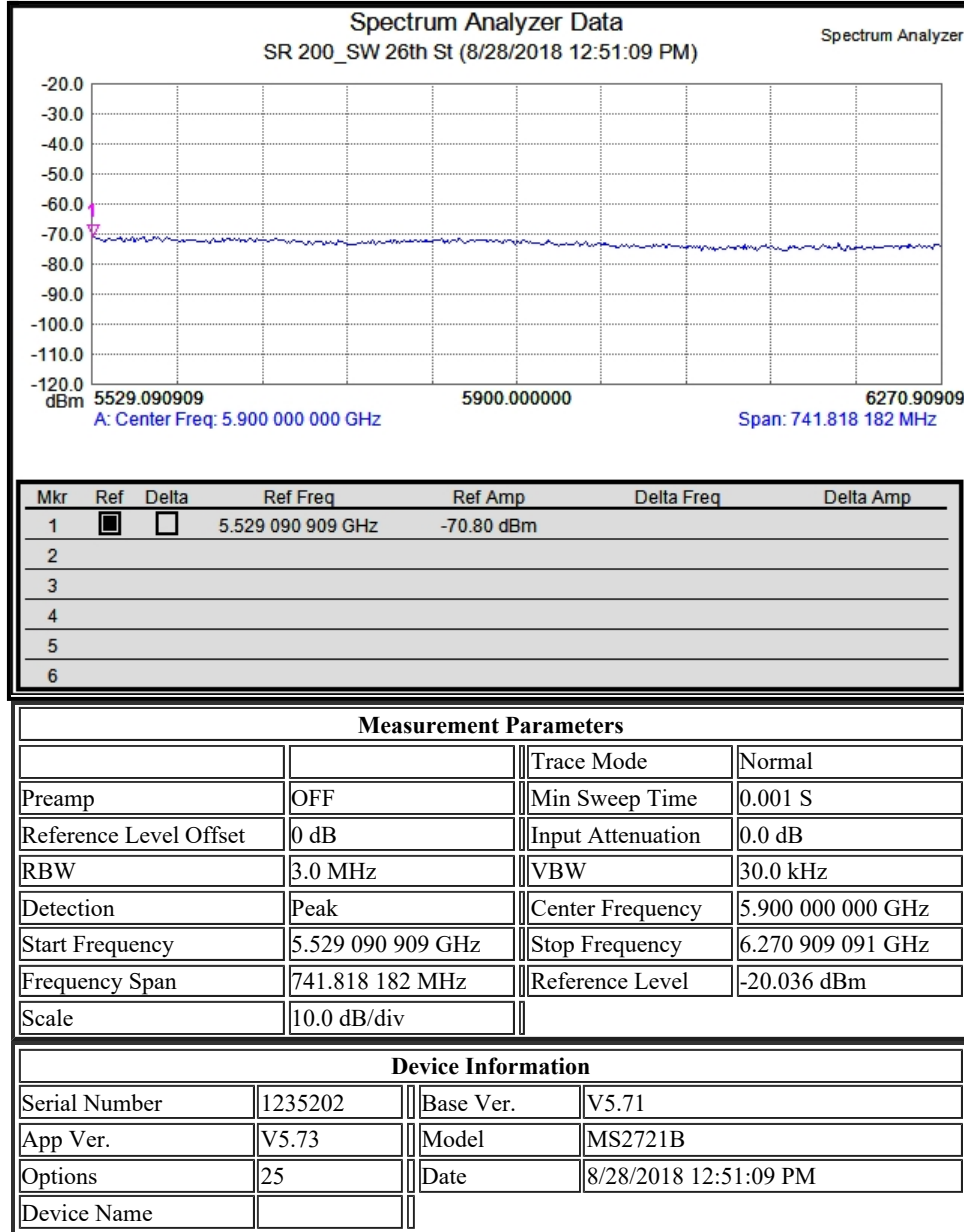
Prepared by: \_\_\_\_\_

Approved by: \_\_\_\_\_

# Spectrum Analyzer Test Sheet-SR 200 at SW 26th St

Prepared for: FDOT D5

Date: 8/28/2018 12:51:09 PM



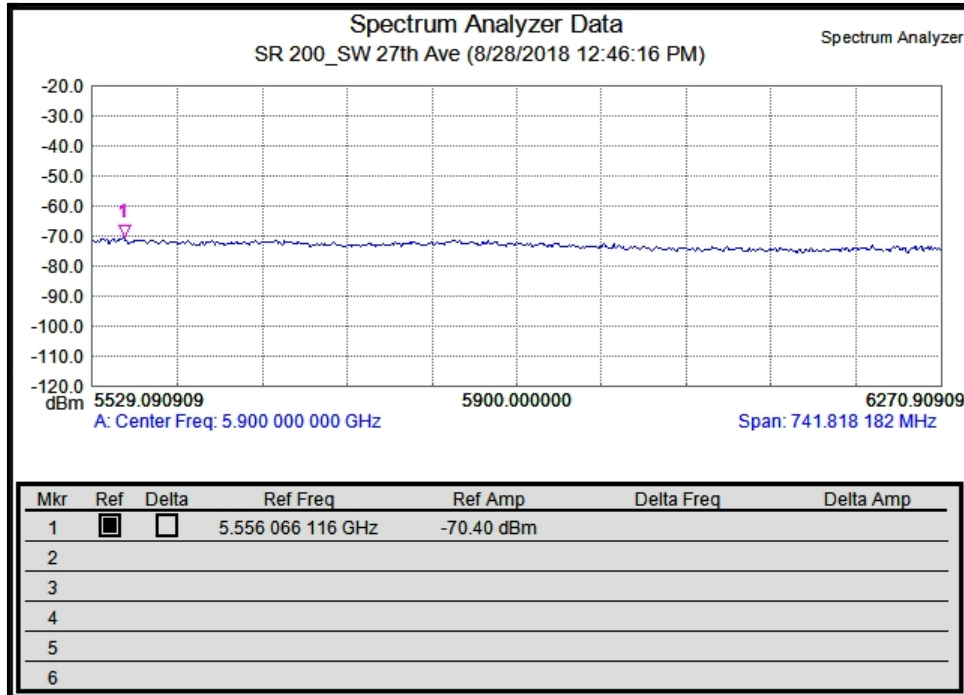
Prepared by: \_\_\_\_\_

Approved by: \_\_\_\_\_

# Spectrum Analyzer Test Sheet-SR 200 at SW 27th Av

Prepared for: FDOT D5

Date: 8/28/2018 12:46:16 PM



Measurement Parameters			
		Trace Mode	Normal
Preamp	OFF	Min Sweep Time	0.001 S
Reference Level Offset	0 dB	Input Attenuation	0.0 dB
RBW	3.0 MHz	VBW	30.0 kHz
Detection	Peak	Center Frequency	5.900 000 000 GHz
Start Frequency	5.529 090 909 GHz	Stop Frequency	6.270 909 091 GHz
Frequency Span	741.818 182 MHz	Reference Level	-20.036 dBm
Scale	10.0 dB/div		

Device Information			
Serial Number	1235202	Base Ver.	V5.71
App Ver.	V5.73	Model	MS2721B
Options	25	Date	8/28/2018 12:46:16 PM
Device Name			

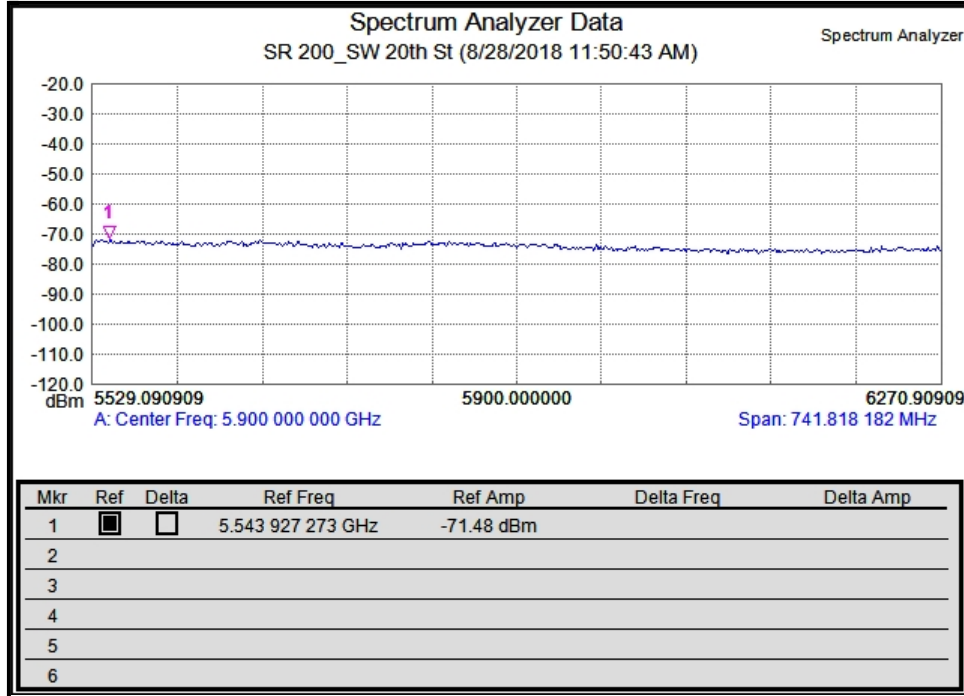
Prepared by: \_\_\_\_\_

Approved by: \_\_\_\_\_

# Spectrum Analyzer Test Sheet-SR 200 at SW 20th St

Prepared for: FDOT D5

Date: 8/28/2018 11:50:43 AM



Measurement Parameters			
		Trace Mode	Normal
Preamp	OFF	Min Sweep Time	0.001 S
Reference Level Offset	0 dB	Input Attenuation	0.0 dB
RBW	3.0 MHz	VBW	30.0 kHz
Detection	Peak	Center Frequency	5.900 000 000 GHz
Start Frequency	5.529 090 909 GHz	Stop Frequency	6.270 909 091 GHz
Frequency Span	741.818 182 MHz	Reference Level	-20.036 dBm
Scale	10.0 dB/div		

Device Information			
Serial Number	1235202	Base Ver.	V5.71
App Ver.	V5.73	Model	MS2721B
Options	25	Date	8/28/2018 11:50:43 AM
Device Name			

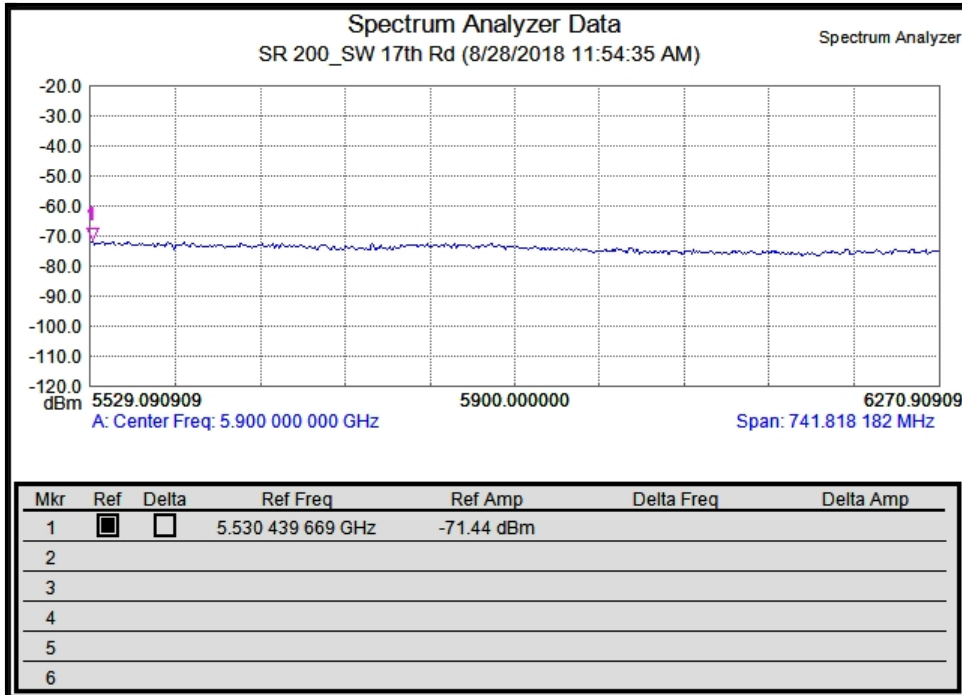
Prepared by: \_\_\_\_\_

Approved by: \_\_\_\_\_

# Spectrum Analyzer Test Sheet-SR 200 at SW 17th Rd

Prepared for: FDOT D5

Date: 8/28/2018 11:54:35 AM



Measurement Parameters			
		Trace Mode	Normal
Preamp	OFF	Min Sweep Time	0.001 S
Reference Level Offset	0 dB	Input Attenuation	0.0 dB
RBW	3.0 MHz	VBW	30.0 kHz
Detection	Peak	Center Frequency	5.900 000 000 GHz
Start Frequency	5.529 090 909 GHz	Stop Frequency	6.270 909 091 GHz
Frequency Span	741.818 182 MHz	Reference Level	-20.036 dBm
Scale	10.0 dB/div		

Device Information			
Serial Number	1235202	Base Ver.	V5.71
App Ver.	V5.73	Model	MS2721B
Options	25	Date	8/28/2018 11:54:35 AM
Device Name			

Prepared by: \_\_\_\_\_

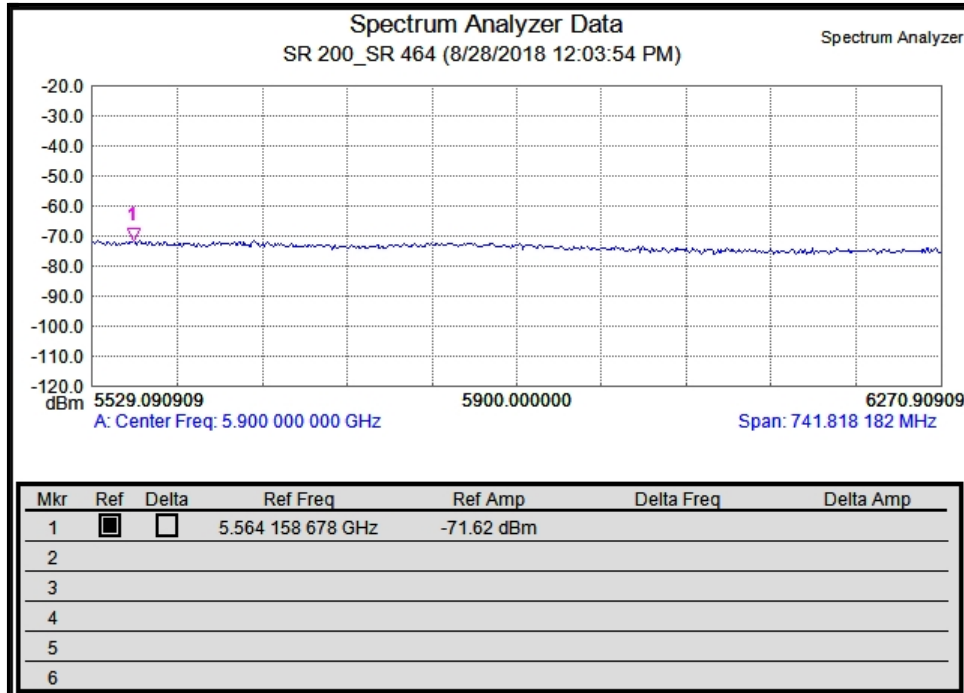
Approved by: \_\_\_\_\_



# Spectrum Analyzer Test Sheet-SR 200 at SR 464

Prepared for: FDOT D5

Date: 8/28/2018 12:03:54 PM



Measurement Parameters			
		Trace Mode	Normal
Preamp	OFF	Min Sweep Time	0.001 S
Reference Level Offset	0 dB	Input Attenuation	0.0 dB
RBW	3.0 MHz	VBW	30.0 kHz
Detection	Peak	Center Frequency	5.900 000 000 GHz
Start Frequency	5.529 090 909 GHz	Stop Frequency	6.270 909 091 GHz
Frequency Span	741.818 182 MHz	Reference Level	-20.036 dBm
Scale	10.0 dB/div		

Device Information			
Serial Number	1235202	Base Ver.	V5.71
App Ver.	V5.73	Model	MS2721B
Options	25	Date	8/28/2018 12:03:54 PM
Device Name			

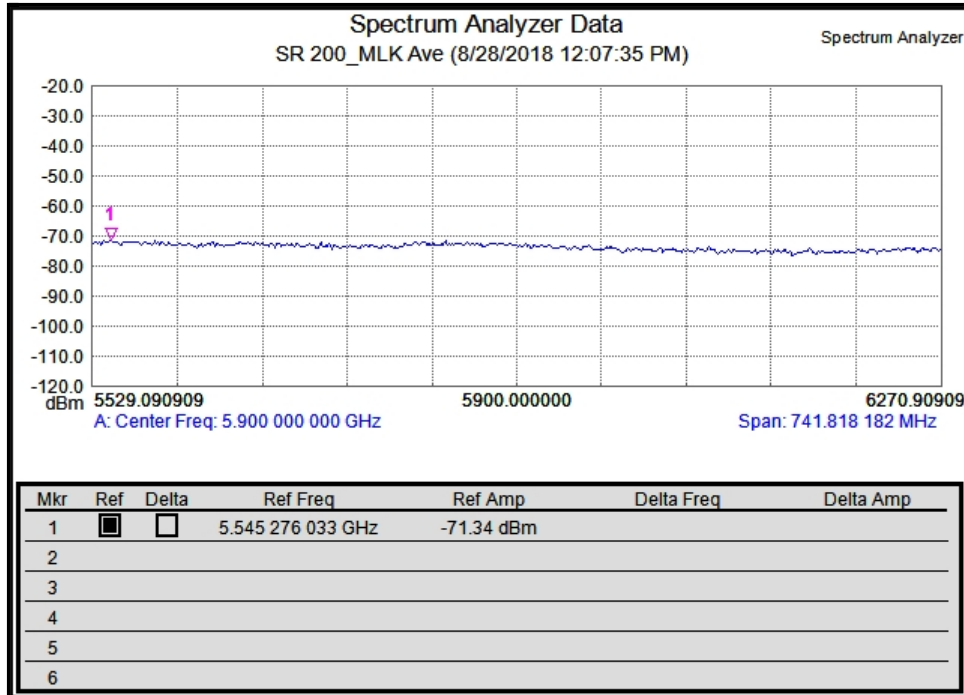
Prepared by: \_\_\_\_\_

Approved by: \_\_\_\_\_

## Spectrum Analyzer Test Sheet-SR 200 at MLK Av

Prepared for: FDOT D5

Date: 8/28/2018 12:07:35 PM



Measurement Parameters			
		Trace Mode	Normal
Preamp	OFF	Min Sweep Time	0.001 S
Reference Level Offset	0 dB	Input Attenuation	0.0 dB
RBW	3.0 MHz	VBW	30.0 kHz
Detection	Peak	Center Frequency	5.900 000 000 GHz
Start Frequency	5.529 090 909 GHz	Stop Frequency	6.270 909 091 GHz
Frequency Span	741.818 182 MHz	Reference Level	-20.036 dBm
Scale	10.0 dB/div		

Device Information			
Serial Number	1235202	Base Ver.	V5.71
App Ver.	V5.73	Model	MS2721B
Options	25	Date	8/28/2018 12:07:35 PM
Device Name			

Prepared by: \_\_\_\_\_

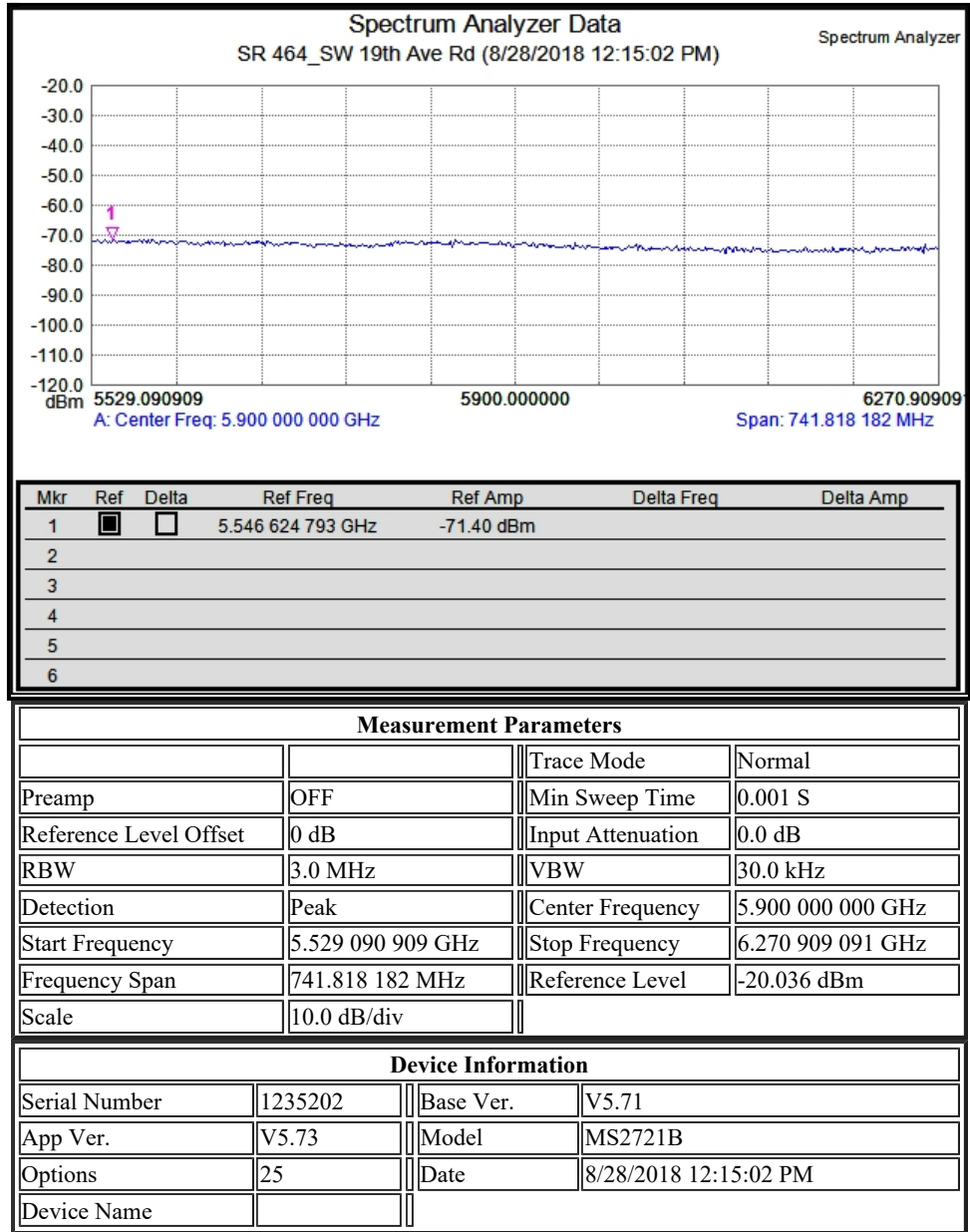
Approved by: \_\_\_\_\_

**SPECTRUM ANALYZER TEST SHEETS**  
**CORRIDOR: SR 464**

# Spectrum Analyzer Test Sheet - SR 464 at 19th Av Rd

Prepared for: FDOT D5

Date: 8/28/2018 12:15:02 PM



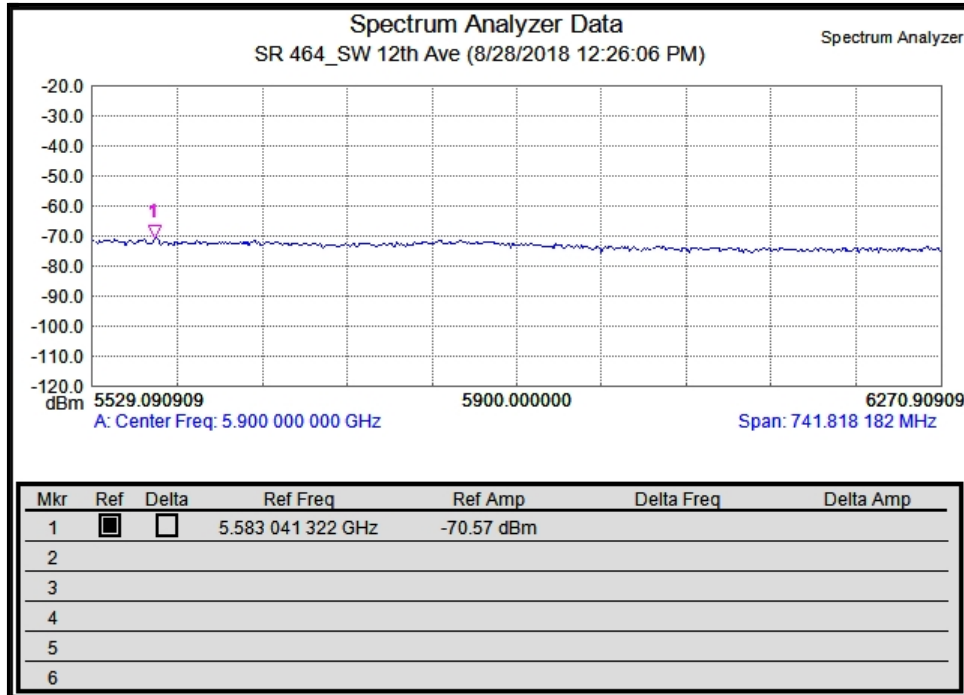
Prepared by: \_\_\_\_\_

Approved by: \_\_\_\_\_

# Spectrum Analyzer Test Sheet - SR 464 at SW 12th Av

Prepared for: FDOT D5

Date: 8/28/2018 12:26:06 PM



Measurement Parameters			
		Trace Mode	Normal
Preamp	OFF	Min Sweep Time	0.001 S
Reference Level Offset	0 dB	Input Attenuation	0.0 dB
RBW	3.0 MHz	VBW	30.0 kHz
Detection	Peak	Center Frequency	5.900 000 000 GHz
Start Frequency	5.529 090 909 GHz	Stop Frequency	6.270 909 091 GHz
Frequency Span	741.818 182 MHz	Reference Level	-20.036 dBm
Scale	10.0 dB/div		

Device Information			
Serial Number	1235202	Base Ver.	V5.71
App Ver.	V5.73	Model	MS2721B
Options	25	Date	8/28/2018 12:26:06 PM
Device Name			

Prepared by: \_\_\_\_\_

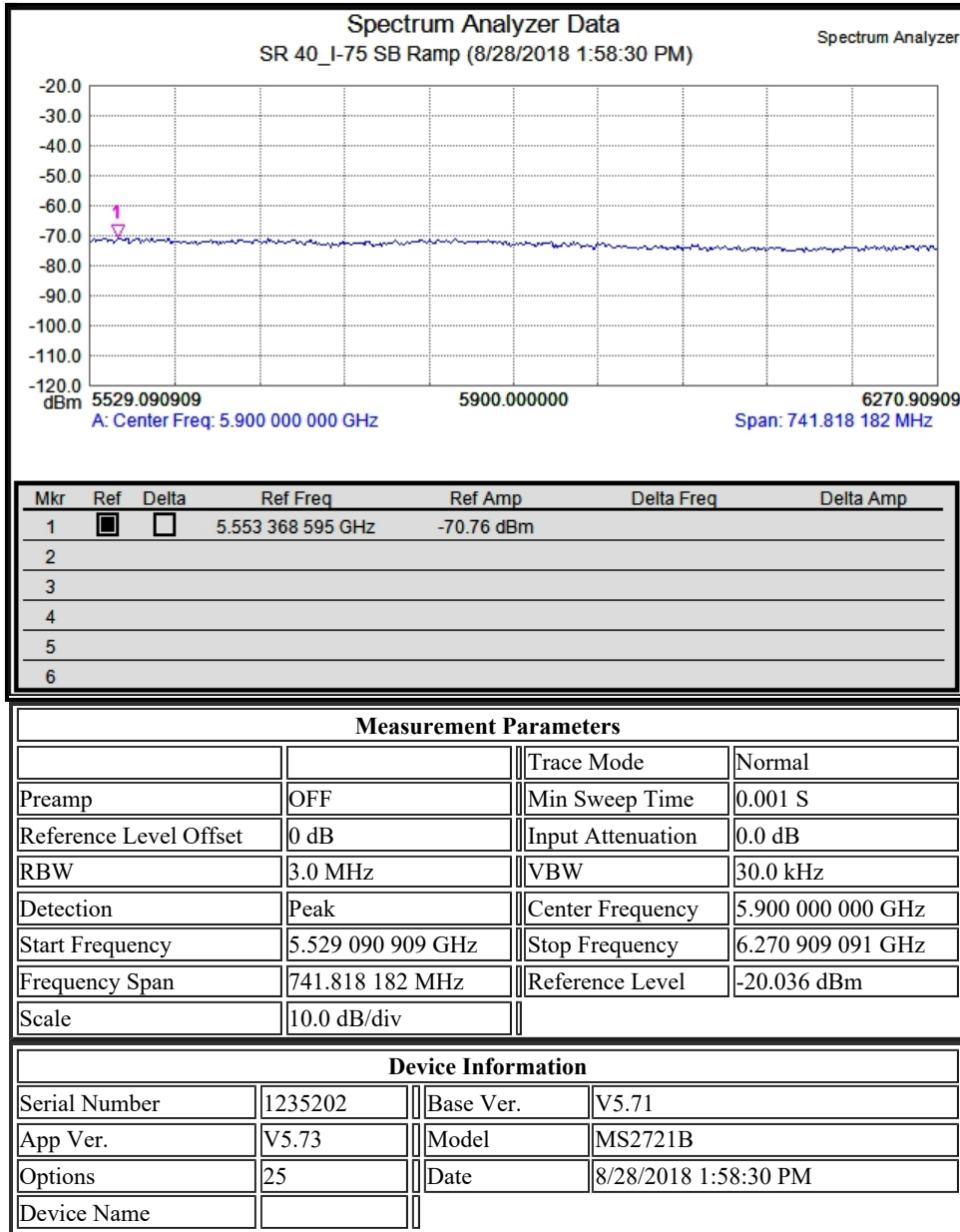
Approved by: \_\_\_\_\_

SPECTRUM ANALYZER TEST SHEETS  
CORRIDOR: SR 40

# Spectrum Analyzer Test Sheet - SR 40 at I-75 SB Ramp

Prepared for: FDOT D5

Date: 8/28/2018 1:58:30 PM



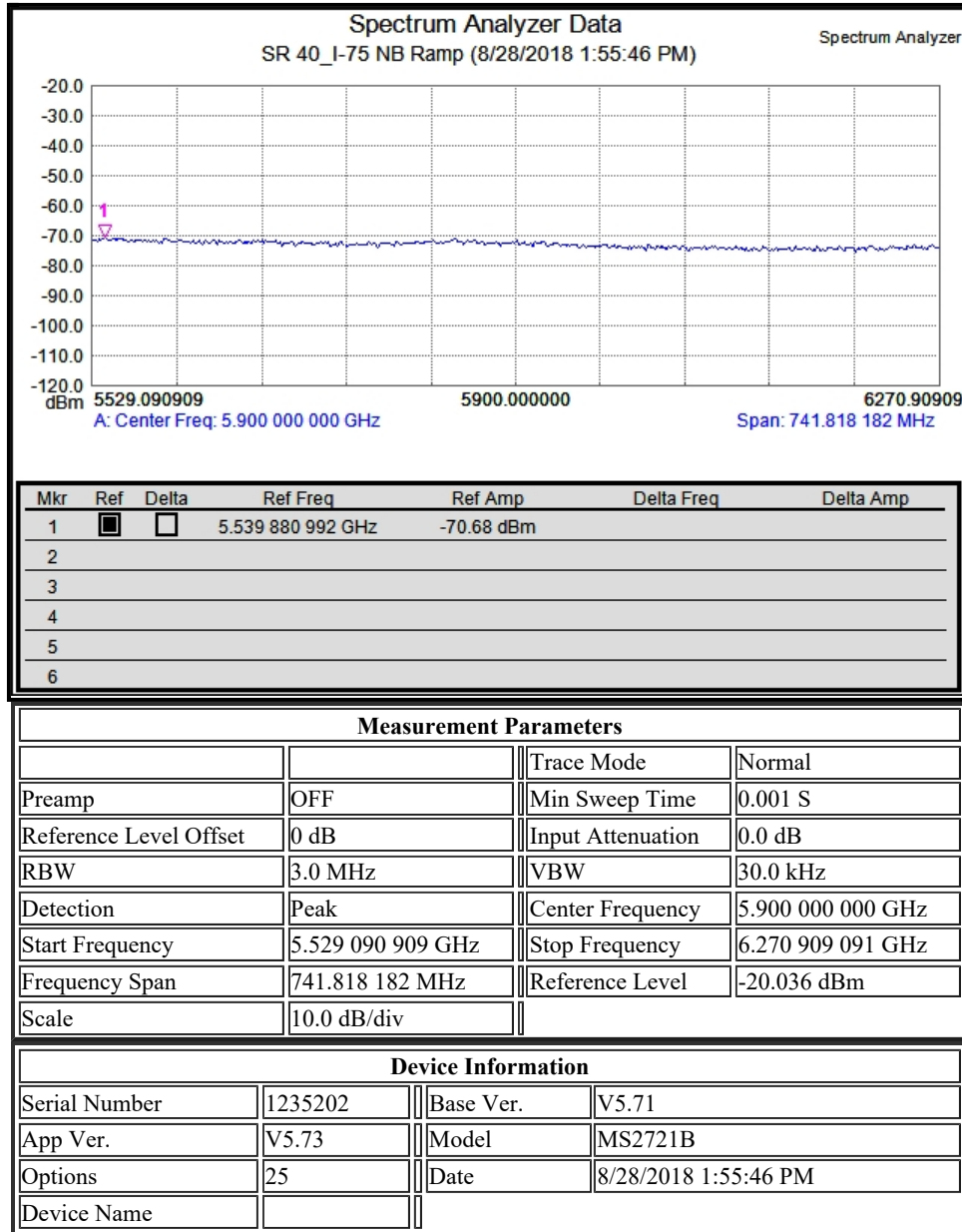
Prepared by: \_\_\_\_\_

Approved by: \_\_\_\_\_

## Spectrum Analyzer Test Sheet - SR 40 at I-75 NB Ramp

Prepared for: FDOT D5

Date: 8/28/2018 1:55:46 PM



Prepared by: \_\_\_\_\_

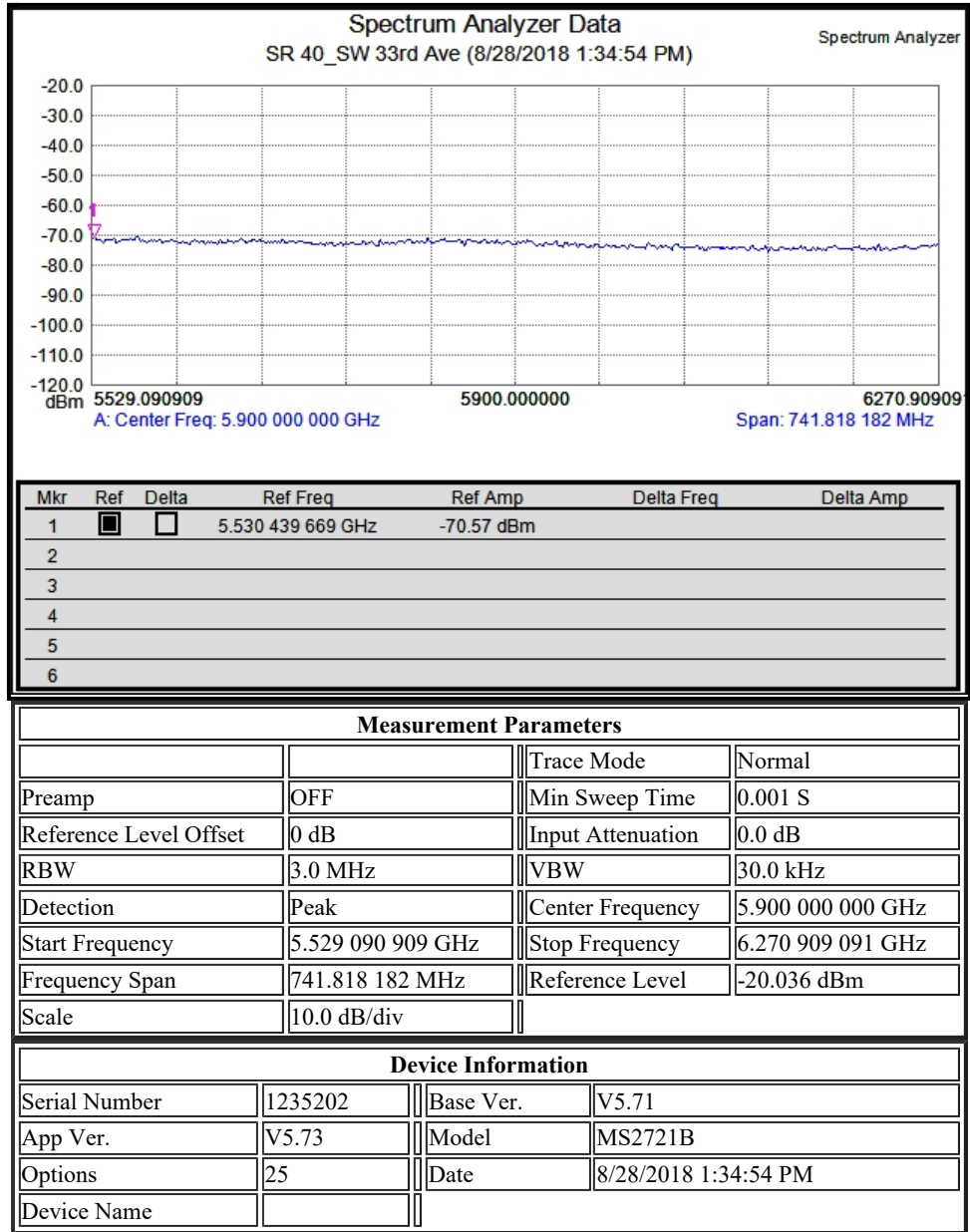
Approved by: \_\_\_\_\_



# Spectrum Analyzer Test Sheet - SR 40 at SW 33rd Av

Prepared for: FDOT D5

Date: 8/28/2018 1:34:54 PM



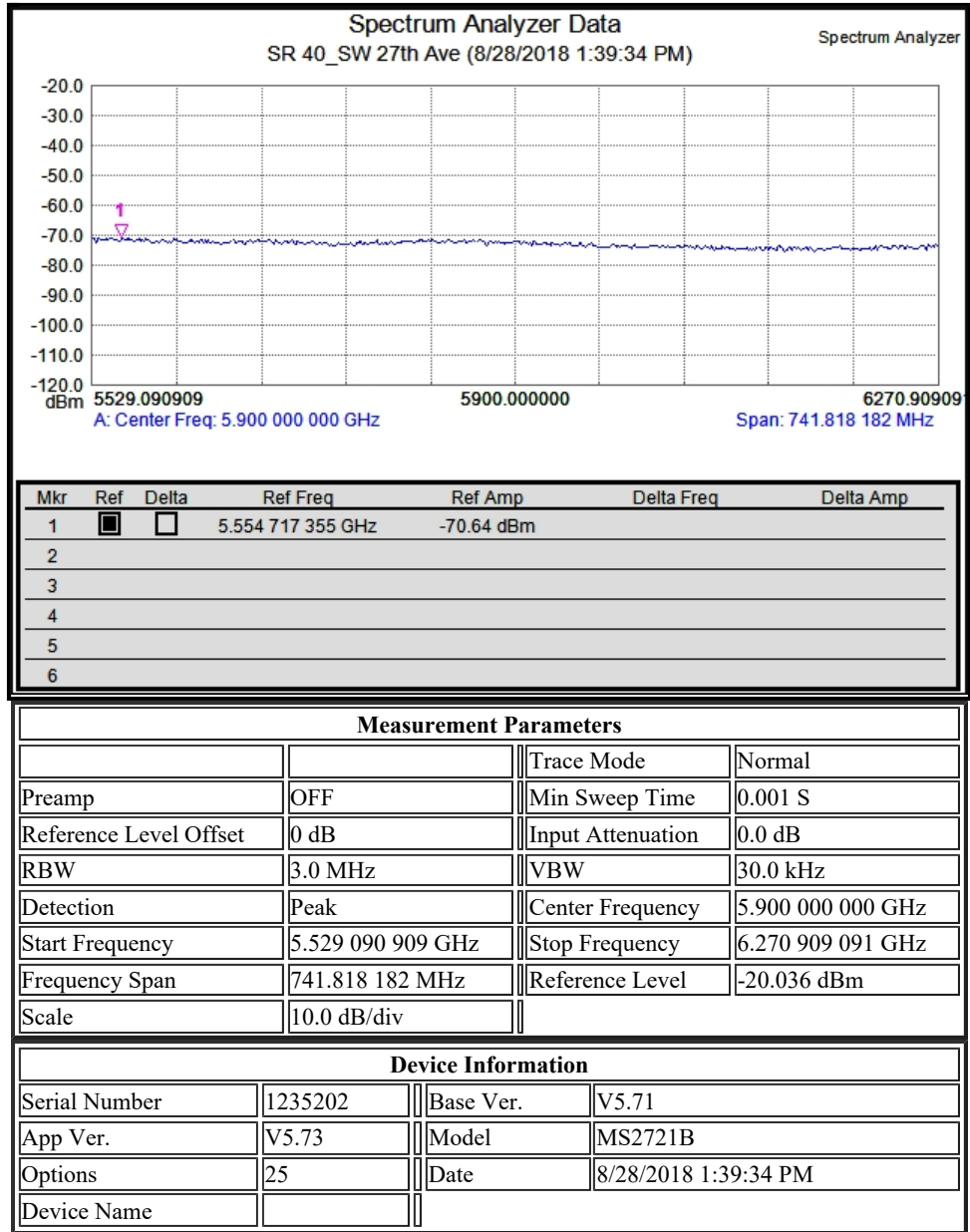
Prepared by: \_\_\_\_\_

Approved by: \_\_\_\_\_

# Spectrum Analyzer Test Sheet - SR 40 at SW 27th Av

Prepared for: FDOT D5

Date: 8/28/2018 1:39:34 PM



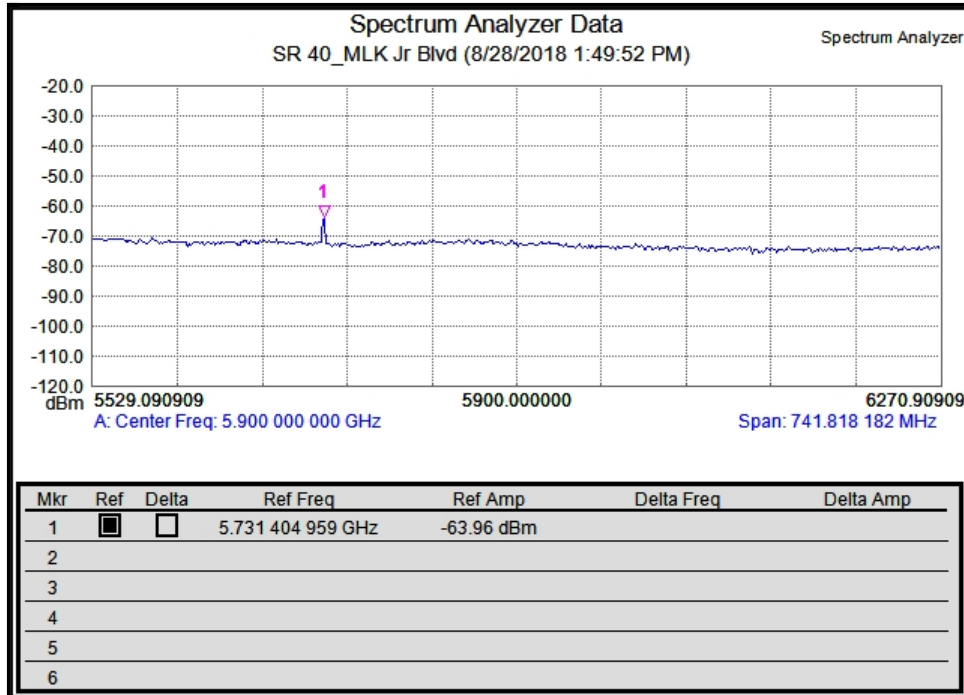
Prepared by: \_\_\_\_\_

Approved by: \_\_\_\_\_

# Spectrum Analyzer Test Sheet - SR 40 at MLK Jr Blvd

Prepared for: FDOT D5

Date: 8/28/2018 1:49:52 PM



Measurement Parameters			
		Trace Mode	Normal
Preamp	OFF	Min Sweep Time	0.001 S
Reference Level Offset	0 dB	Input Attenuation	0.0 dB
RBW	3.0 MHz	VBW	30.0 kHz
Detection	Peak	Center Frequency	5.900 000 000 GHz
Start Frequency	5.529 090 909 GHz	Stop Frequency	6.270 909 091 GHz
Frequency Span	741.818 182 MHz	Reference Level	-20.036 dBm
Scale	10.0 dB/div		

Device Information			
Serial Number	1235202	Base Ver.	V5.71
App Ver.	V5.73	Model	MS2721B
Options	25	Date	8/28/2018 1:49:52 PM
Device Name			

Prepared by: \_\_\_\_\_

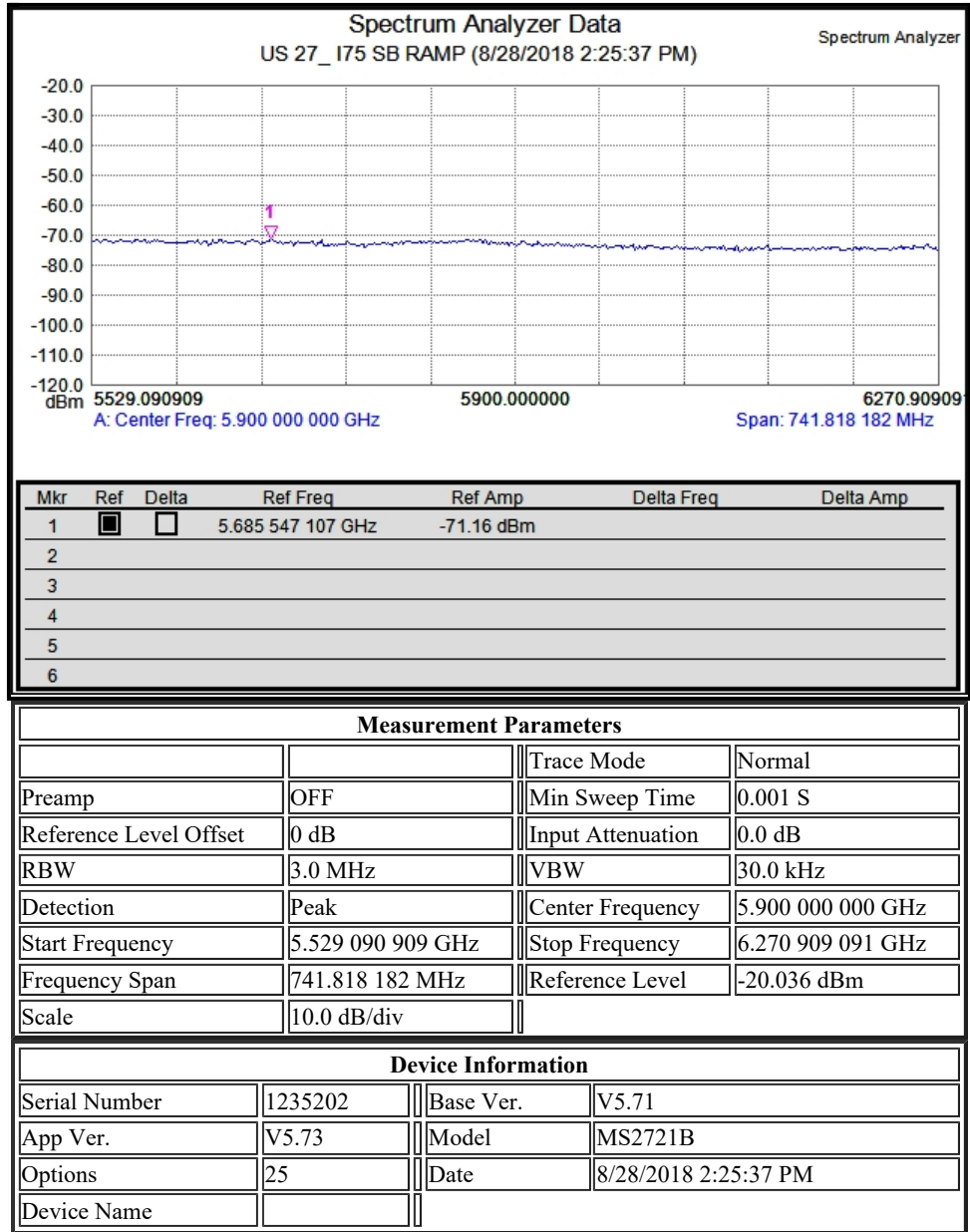
Approved by: \_\_\_\_\_

SPECTRUM ANALYZER TEST SHEETS  
CORRIDOR: US 27

# Spectrum Analyzer Test Sheet - US 27 at I-75 SB Ramp

Prepared for: FDOT D5

Date: 8/28/2018 2:25:37 PM



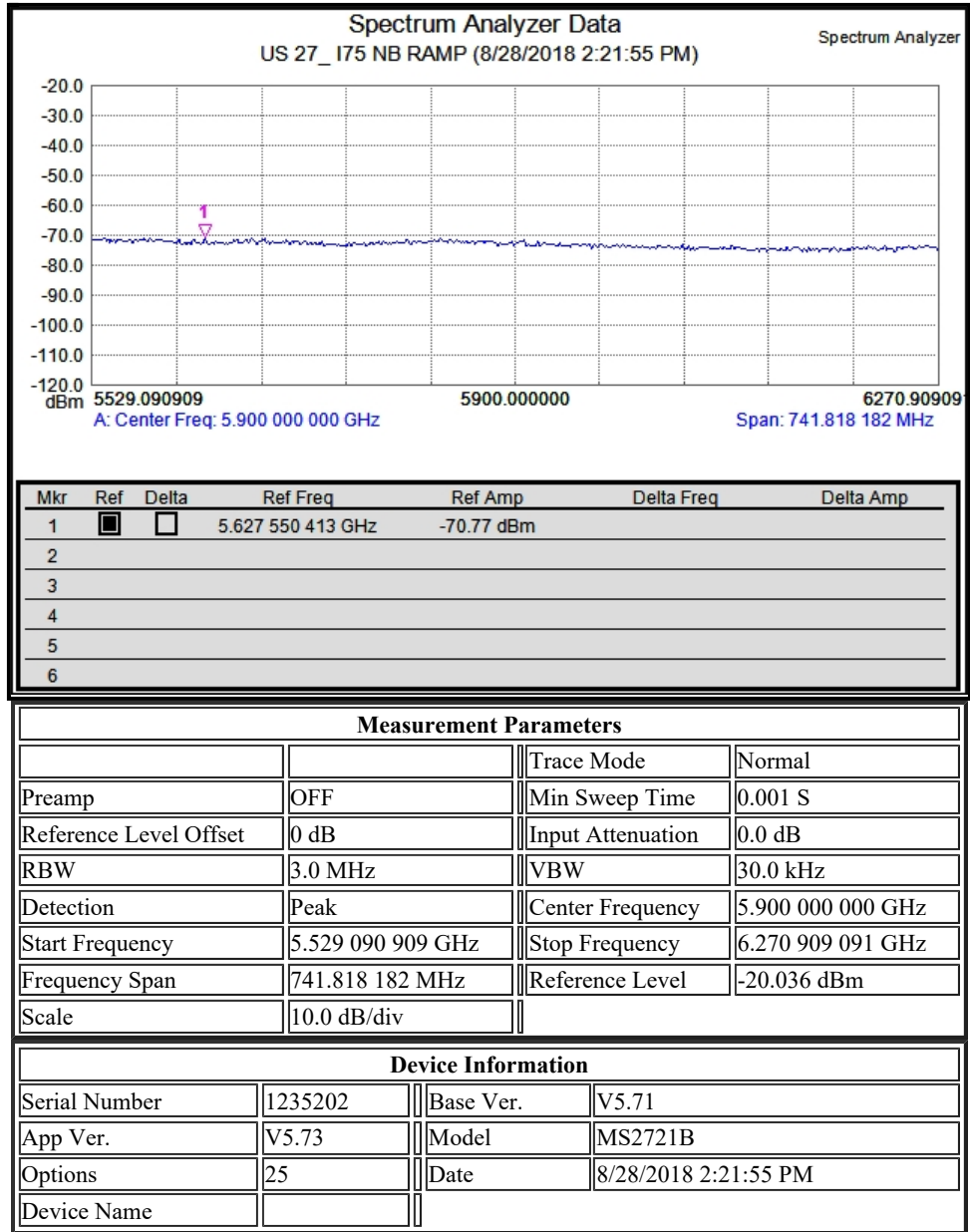
Prepared by: \_\_\_\_\_

Approved by: \_\_\_\_\_

# Spectrum Analyzer Test Sheet - US 27 at I-75 NB Ramp

Prepared for: FDOT D5

Date: 8/28/2018 2:21:55 PM



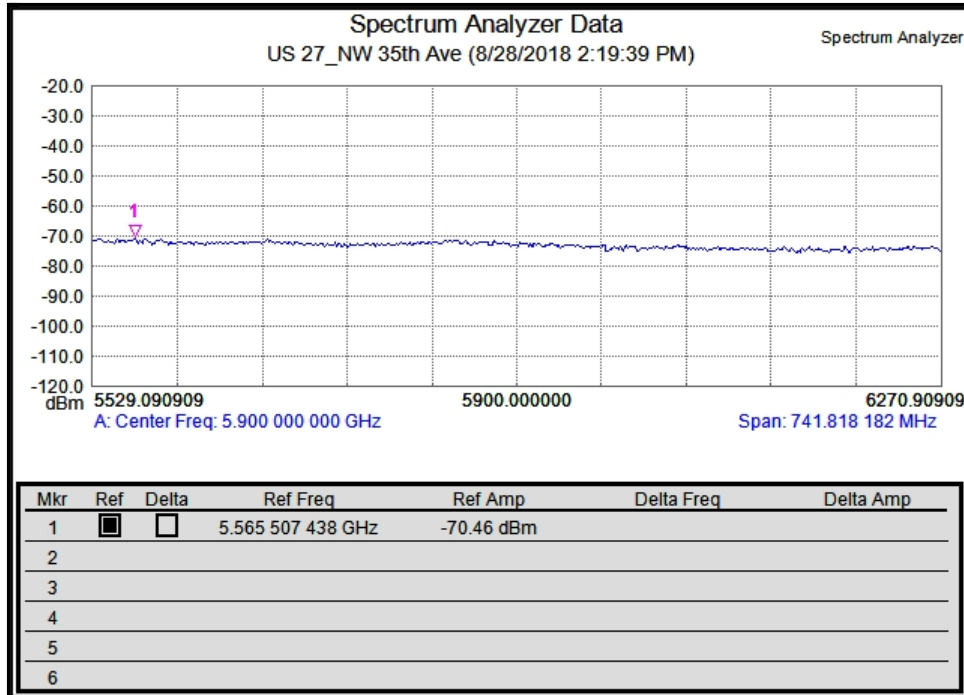
Prepared by: \_\_\_\_\_

Approved by: \_\_\_\_\_

# Spectrum Analyzer Test Sheet - US 27 at NW 35th Av

Prepared for: FDOT D5

Date: 8/28/2018 2:19:39 PM



Measurement Parameters			
		Trace Mode	Normal
Preamp	OFF	Min Sweep Time	0.001 S
Reference Level Offset	0 dB	Input Attenuation	0.0 dB
RBW	3.0 MHz	VBW	30.0 kHz
Detection	Peak	Center Frequency	5.900 000 000 GHz
Start Frequency	5.529 090 909 GHz	Stop Frequency	6.270 909 091 GHz
Frequency Span	741.818 182 MHz	Reference Level	-20.036 dBm
Scale	10.0 dB/div		

Device Information			
Serial Number	1235202	Base Ver.	V5.71
App Ver.	V5.73	Model	MS2721B
Options	25	Date	8/28/2018 2:19:39 PM
Device Name			

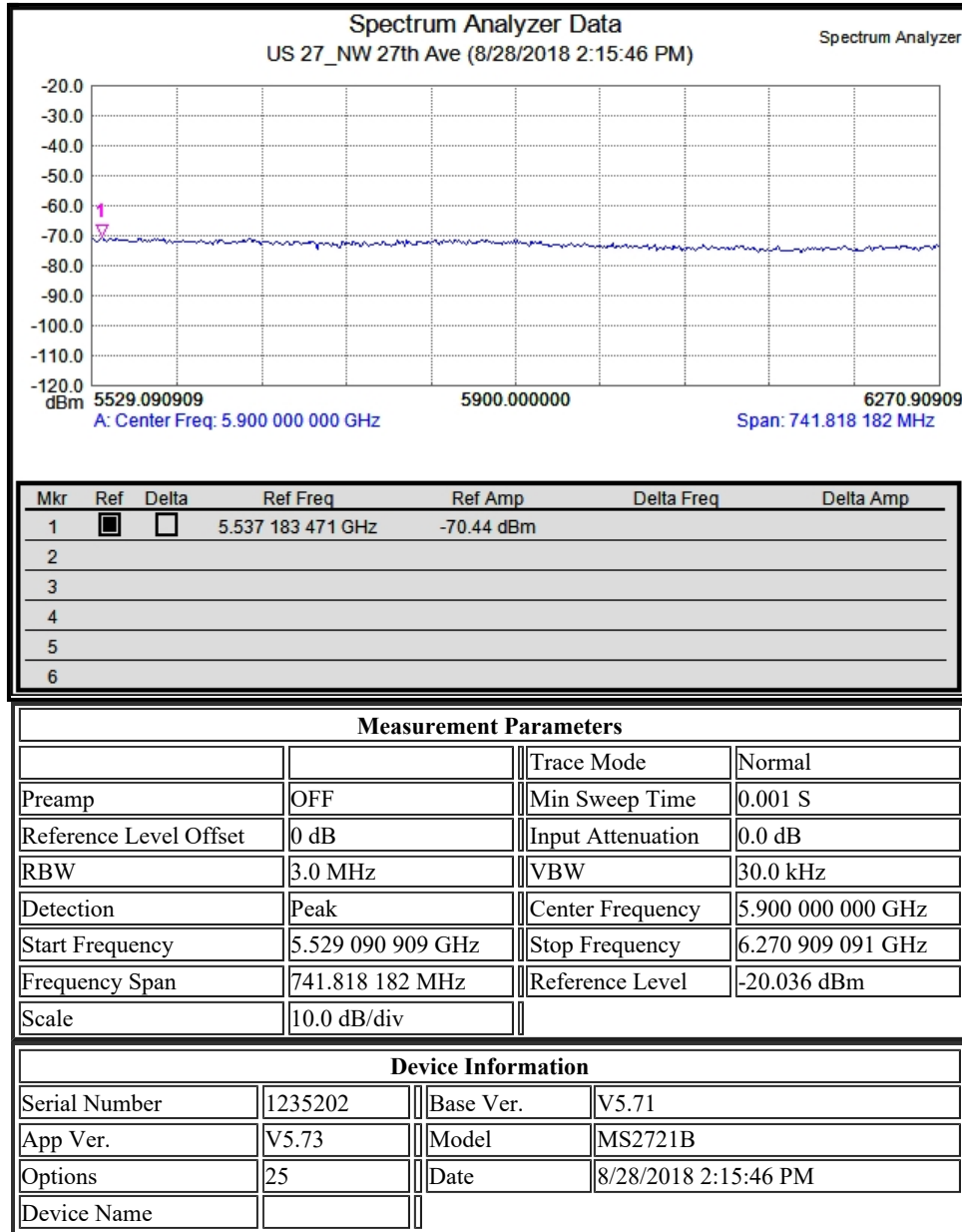
Prepared by: \_\_\_\_\_

Approved by: \_\_\_\_\_

# Spectrum Analyzer Test Sheet - US 27 at NW 27th Av

Prepared for: FDOT D5

Date: 8/28/2018 2:15:46 PM



Prepared by: \_\_\_\_\_

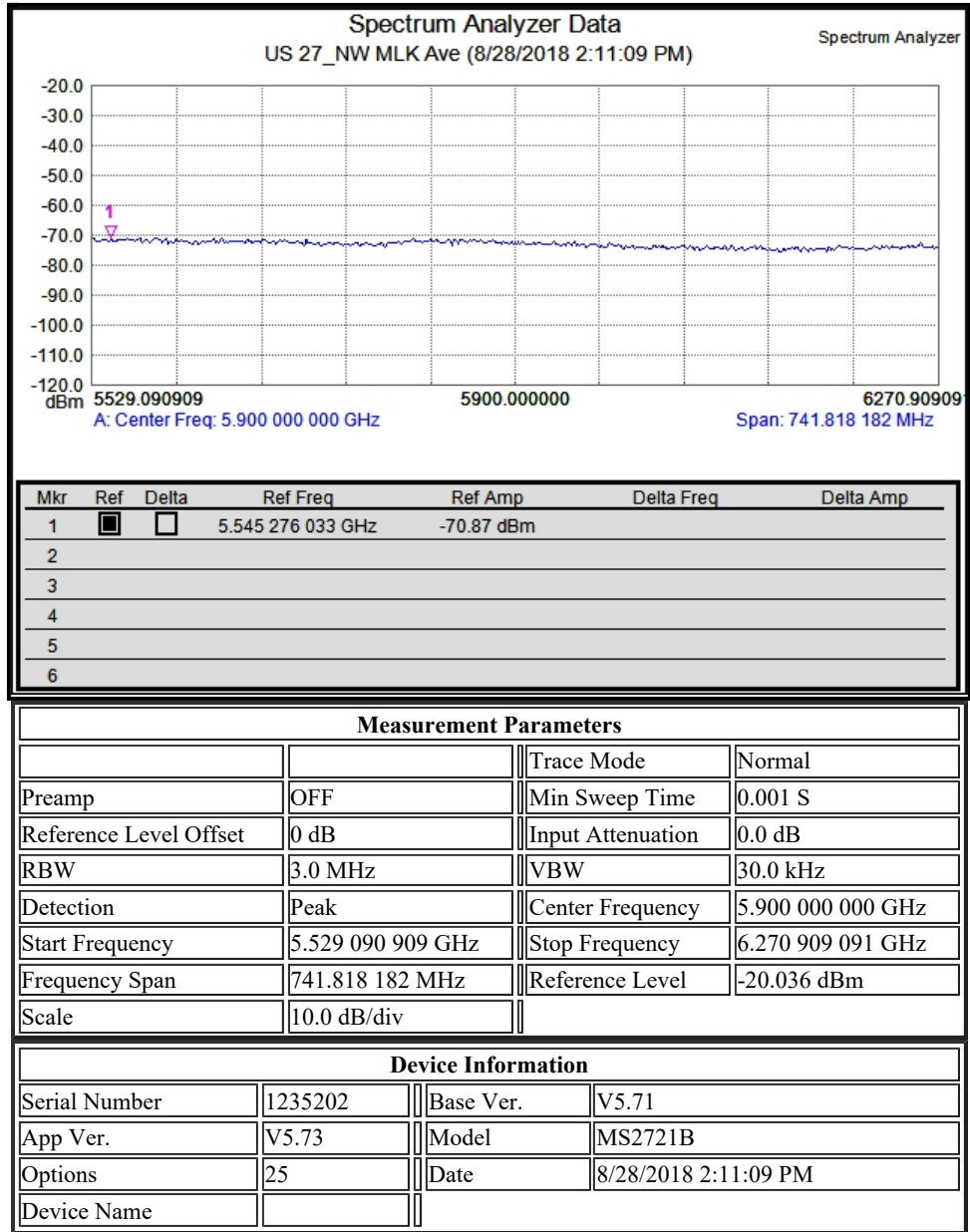
Approved by: \_\_\_\_\_



# Spectrum Analyzer Test Sheet - US 27 at NW MLK Av

Prepared for: FDOT D5

Date: 8/28/2018 2:11:09 PM



Prepared by: \_\_\_\_\_

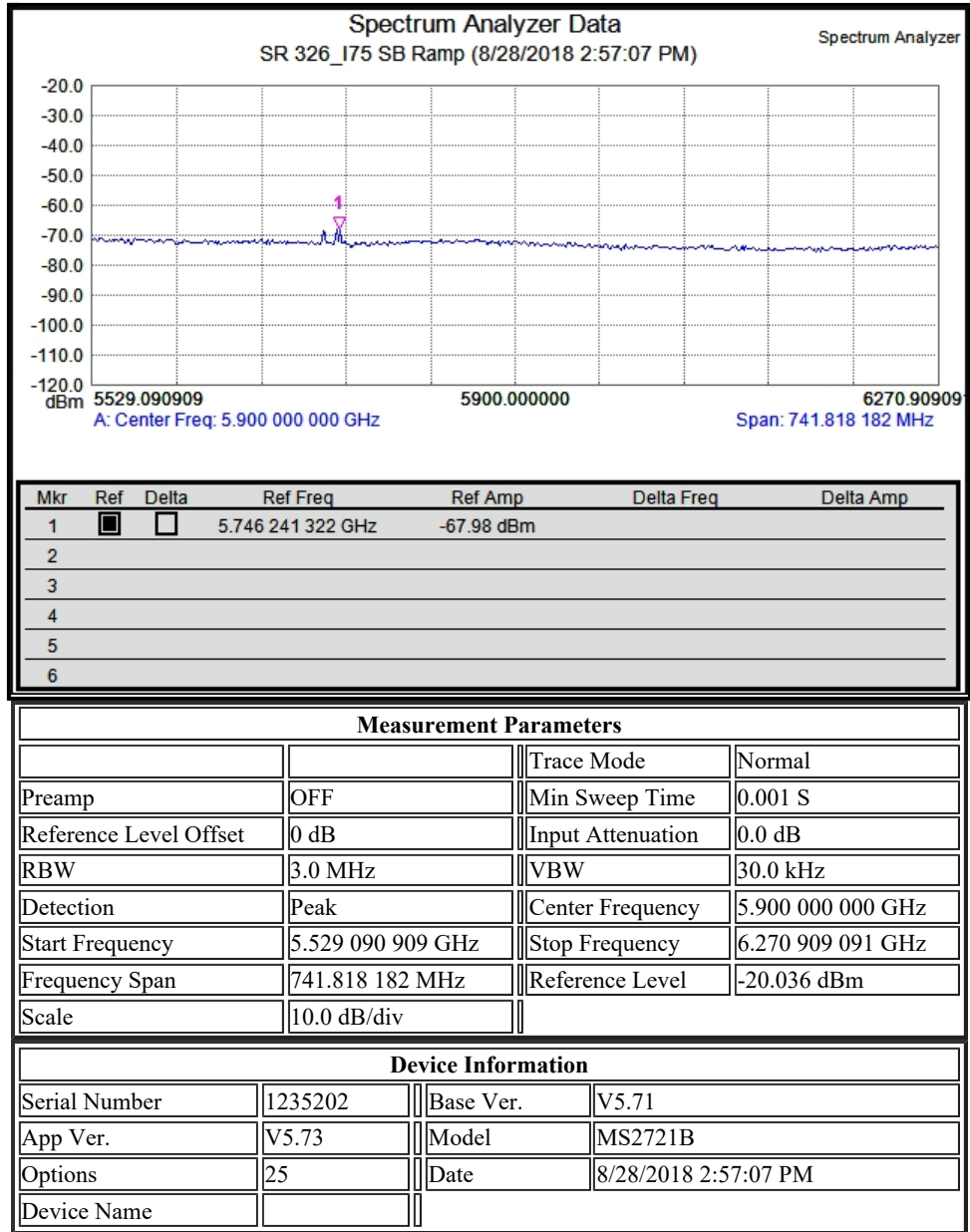
Approved by: \_\_\_\_\_

**SPECTRUM ANALYZER TEST SHEETS**  
**CORRIDOR: SR 326**

# Spectrum Analyzer Test Sheet - SR 326 at I-75 SB Ramp

Prepared for: FDOT D5

Date: 8/28/2018 2:57:07 PM



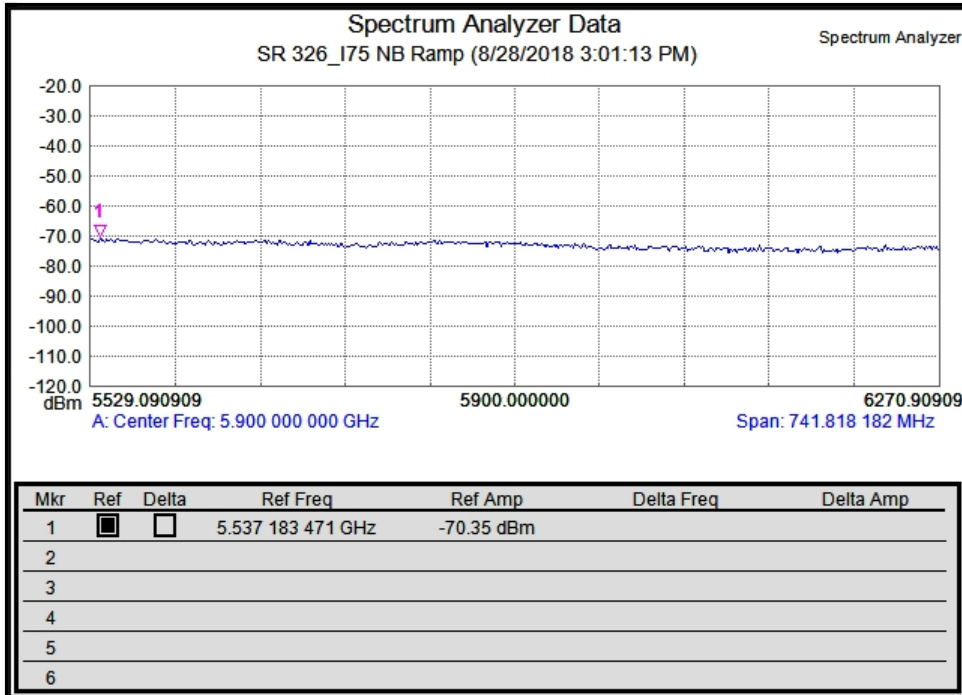
Prepared by: \_\_\_\_\_

Approved by: \_\_\_\_\_

# Spectrum Analyzer Test Sheet - SR 326 at I-75 NB Ramp

Prepared for: FDOT D5

Date: 8/28/2018 3:01:13 PM



Measurement Parameters			
		Trace Mode	Normal
Preamp	OFF	Min Sweep Time	0.001 S
Reference Level Offset	0 dB	Input Attenuation	0.0 dB
RBW	3.0 MHz	VBW	30.0 kHz
Detection	Peak	Center Frequency	5.900 000 000 GHz
Start Frequency	5.529 090 909 GHz	Stop Frequency	6.270 909 091 GHz
Frequency Span	741.818 182 MHz	Reference Level	-20.036 dBm
Scale	10.0 dB/div		

Device Information			
Serial Number	1235202	Base Ver.	V5.71
App Ver.	V5.73	Model	MS2721B
Options	25	Date	8/28/2018 3:01:13 PM
Device Name			

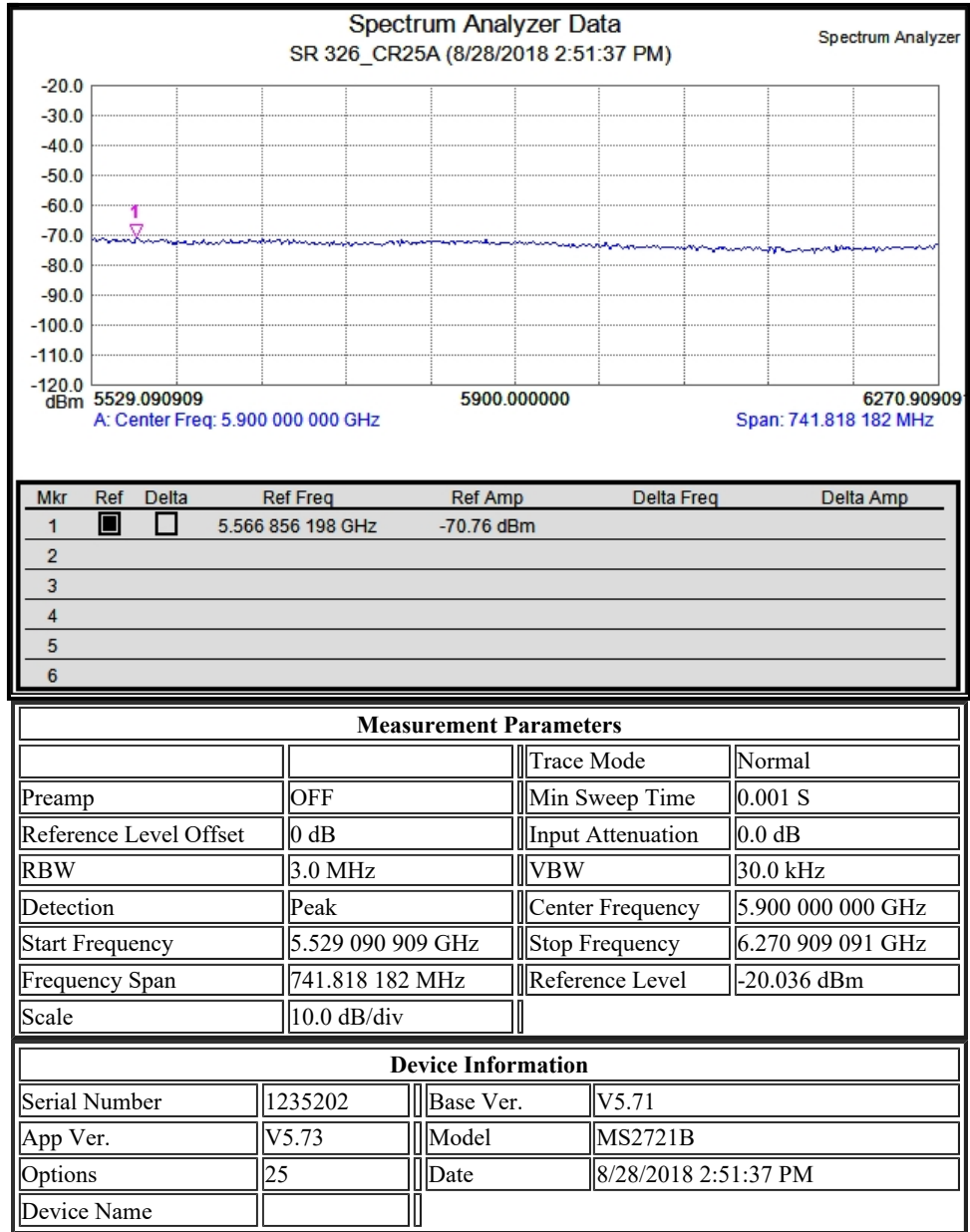
Prepared by: \_\_\_\_\_

Approved by: \_\_\_\_\_

# Spectrum Analyzer Test Sheet - SR 326 at CR25A

Prepared for: FDOT D5

Date: 8/28/2018 2:51:37 PM



Prepared by: \_\_\_\_\_

Approved by: \_\_\_\_\_